



US010255342B2

(12) **United States Patent**
Madiseti et al.

(10) **Patent No.:** **US 10,255,342 B2**
(45) **Date of Patent:** ***Apr. 9, 2019**

(54) **METHOD AND SYSTEM FOR TUNING
BLOCKCHAIN SCALABILITY,
DECENTRALIZATION, AND SECURITY FOR
FAST AND LOW-COST PAYMENT AND
TRANSACTION PROCESSING**

(58) **Field of Classification Search**

CPC G06F 17/30575; G06F 17/30174; G06F
17/30581; G06F 17/30377; G06Q 40/00;
(Continued)

(71) Applicants: **Vijay K. Madiseti**, Johns Creek, GA
(US); **Arshdeep Bahga**, Chandigarh
(IN)

(56) **References Cited**

U.S. PATENT DOCUMENTS

2016/0283920 A1* 9/2016 Fisher G06Q 20/065
2016/0292672 A1* 10/2016 Fay G06Q 20/363
(Continued)

(72) Inventors: **Vijay K. Madiseti**, Johns Creek, GA
(US); **Arshdeep Bahga**, Chandigarh
(IN)

(73) Assignee: **Vijay K. Madiseti**, Johns Creek, GA
(US)

OTHER PUBLICATIONS

USPTO, Notice of Allowance, U.S. Appl. No. 16/119,163, dated
Jan. 15, 2019.

(*) Notice: Subject to any disclaimer, the term of this
patent is extended or adjusted under 35
U.S.C. 154(b) by 0 days.

This patent is subject to a terminal dis-
claimer.

Primary Examiner — Dung K Chau

(74) *Attorney, Agent, or Firm* — Daniel C. Pierron;
Widerman Malek PL

(21) Appl. No.: **16/135,701**

(22) Filed: **Sep. 19, 2018**

(65) **Prior Publication Data**

US 2019/0018887 A1 Jan. 17, 2019

Related U.S. Application Data

(63) Continuation-in-part of application No. 16/127,283,
filed on Sep. 11, 2018, and a continuation-in-part of
(Continued)

(51) **Int. Cl.**

G06F 17/00 (2006.01)

G06F 17/30 (2006.01)

(Continued)

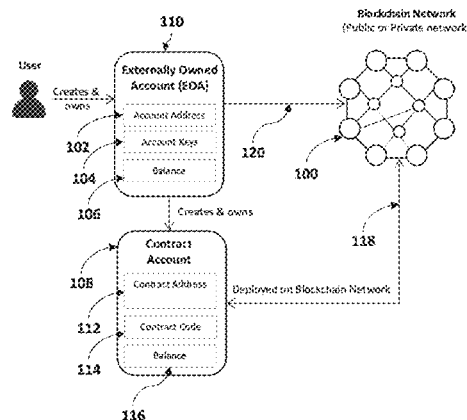
(52) **U.S. Cl.**

CPC ... **G06F 17/30575** (2013.01); **G06Q 20/0658**
(2013.01); **H04L 9/0637** (2013.01); **H04L**
9/3247 (2013.01)

(57) **ABSTRACT**

A method of processing and validating transactions on a multi-chain network including receiving first and second pluralities of transactions, recording the first and second pluralities of transactions to first and second blocks on a first blockchain in a multi-chain network, publishing the first and second plurality of transactions to a first managed topic associated with the multi-chain network on a first messaging server, defining a first published transactions, and transmitting the first published transactions to a first subscriber, defining a first transmitted transaction. Receipt of the first transmitted transaction initiates generation of a first merged block comprising the first published transactions and recording of the first merged block to a second blockchain on the multi-chain network. The first blockchain has a parameter difference from the second blockchain selected from the group consisting of block generation time, transaction throughput, transaction latency, stale block rate, block propagation delay and consensus algorithm used.

17 Claims, 35 Drawing Sheets



Related U.S. Application Data

application No. 16/119,163, filed on Aug. 31, 2018, which is a continuation of application No. 15/942,604, filed on Apr. 2, 2018, now Pat. No. 10,102,265.

- (60) Provisional application No. 62/484,555, filed on Apr. 12, 2017, provisional application No. 62/620,616, filed on Jan. 23, 2018, provisional application No. 62/557,820, filed on Sep. 13, 2017, provisional application No. 62/618,784, filed on Jan. 18, 2018.

(51) **Int. Cl.**

G06Q 20/06 (2012.01)

H04L 9/06 (2006.01)

H04L 9/32 (2006.01)

(58) **Field of Classification Search**

CPC ... G06Q 40/10; G06Q 20/4014; G06Q 20/363

USPC 707/634, 614
See application file for complete search history.

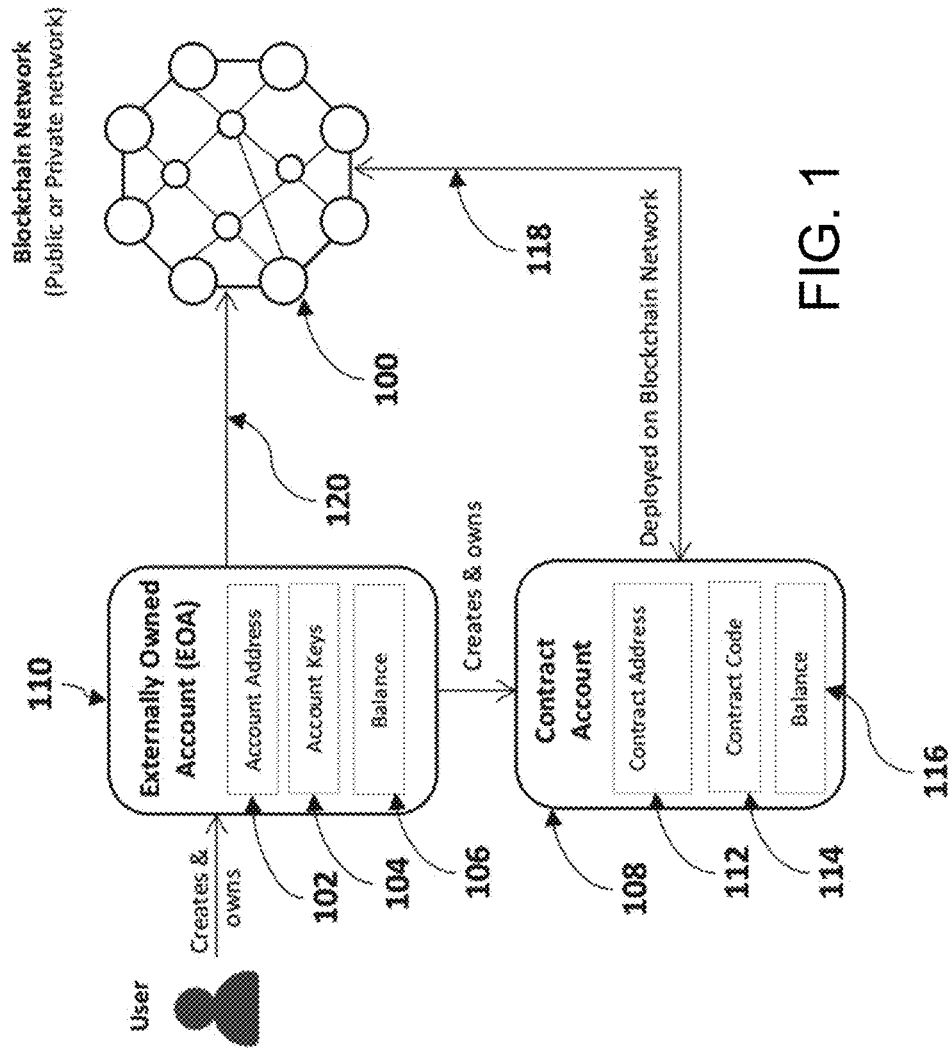
(56)

References Cited

U.S. PATENT DOCUMENTS

2017/0132625	A1 *	5/2017	Kennedy	G06Q 20/065
2017/0230375	A1 *	8/2017	Kurian	H04L 63/102
2017/0243217	A1 *	8/2017	Johnsrud	G06Q 20/4014
2017/0244720	A1 *	8/2017	Kurian	H04L 63/105
2017/0295232	A1 *	10/2017	Curtis	G06F 9/466
2017/0329980	A1 *	11/2017	Hu	G06F 21/606
2018/0025181	A1 *	1/2018	Barinov	G06F 21/645
				726/26
2018/0060836	A1 *	3/2018	Castagna	G06Q 20/10
2018/0130050	A1	5/2018	Taylor et al.	
2018/0285217	A1	10/2018	Smith et al.	

* cited by examiner



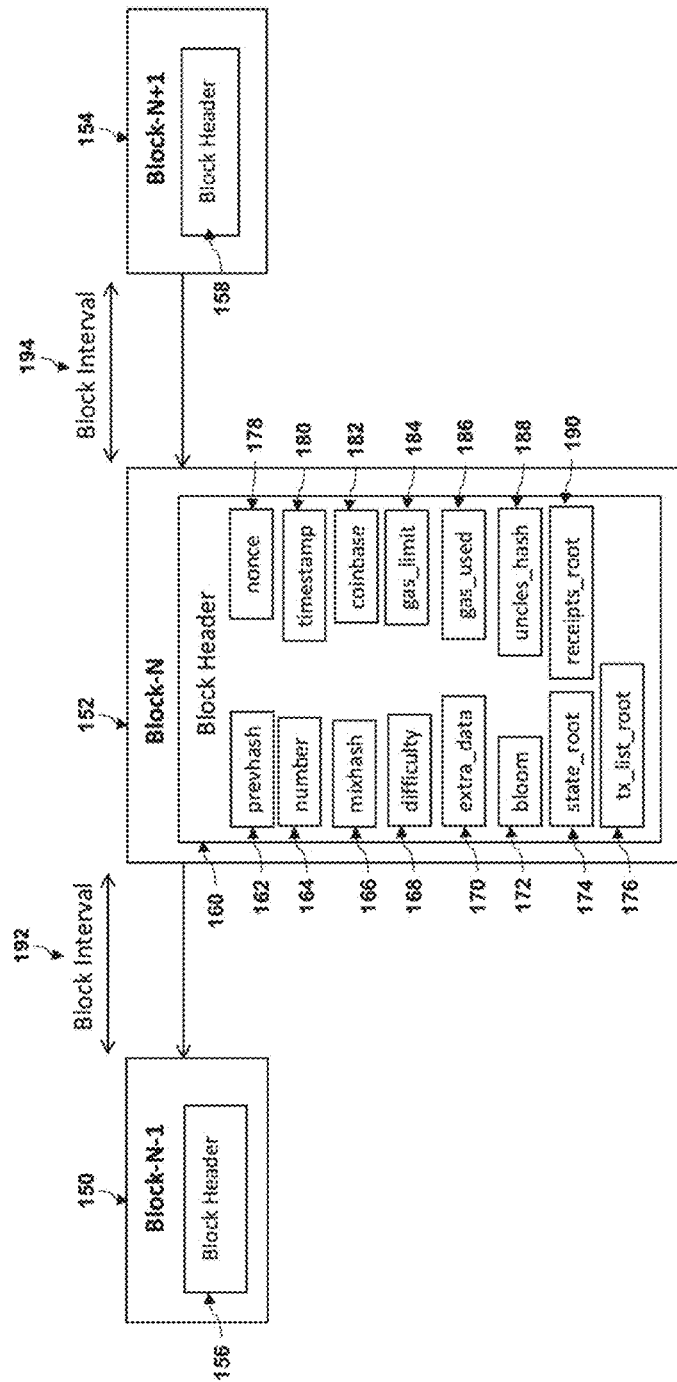


FIG. 2

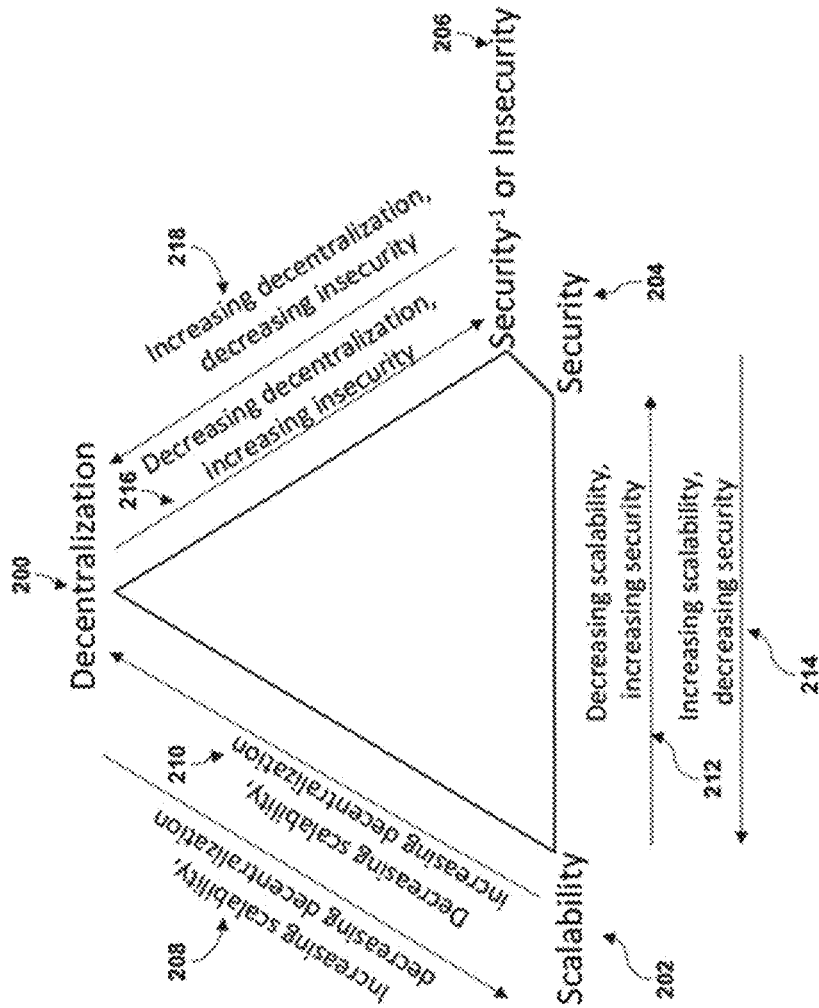


FIG. 3

Decentralization Parameters			250
Parameter	Description	Unit	
258 N_t	Total number of nodes in the network	Number	
258 N_p	Number of peers connected to each node	Number	
260 B_p	Minimum bandwidth required by a node to mine on the network	Mbps	
262 C_p	Minimum processing power required by a node to mine on the network	VCPUs	
264 D_p	Minimum disk I/O required by a node to mine on the network	MBps	
268 M_p	Minimum memory required by a node to mine on the network	GB	
270 T_{bs}	Bootstrap time for a node to start mining	sec	
Scalability Parameters			252
Parameter	Description	Unit	
272 P_{tx}	Transaction throughput	Tx/sec	
274 T_{tx}	Transaction latency	sec	
Security Parameters			254
Parameter	Description	Unit	
276 S_r	Stale block rate	%	
278 T_{hr}	Block propagation delay	sec	

FIG. 4

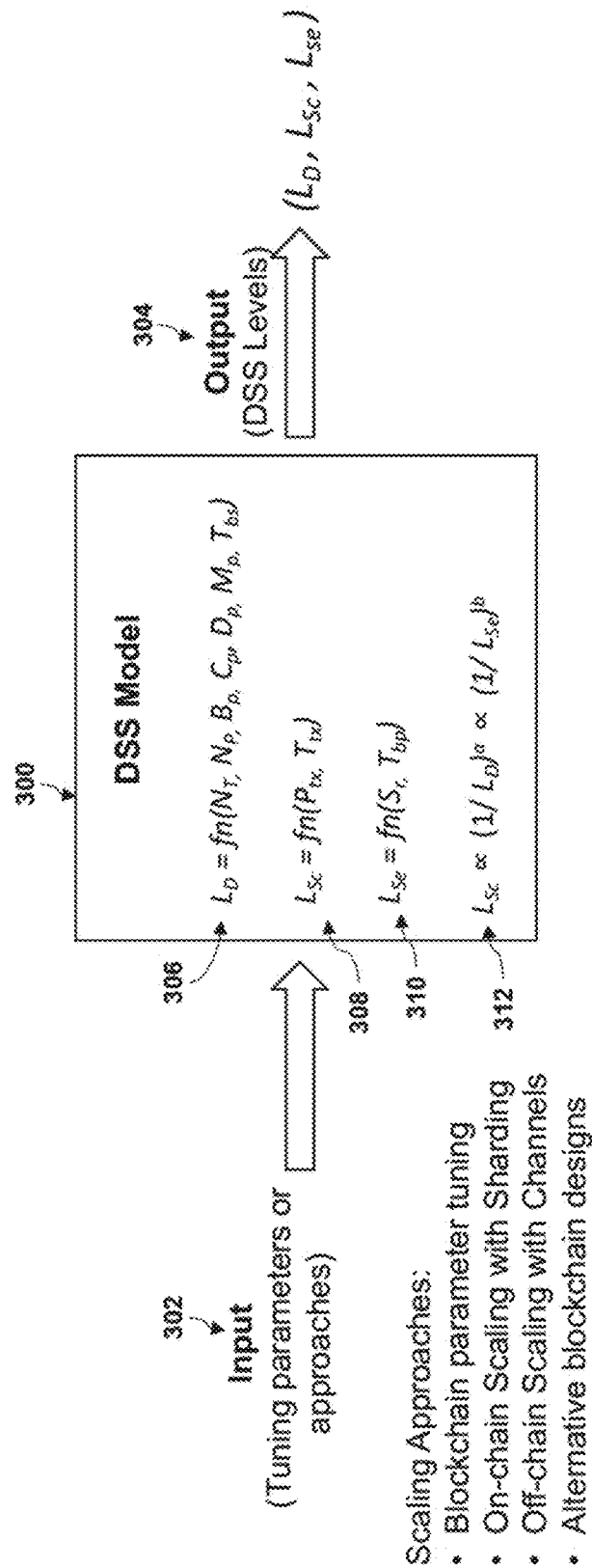


FIG. 5

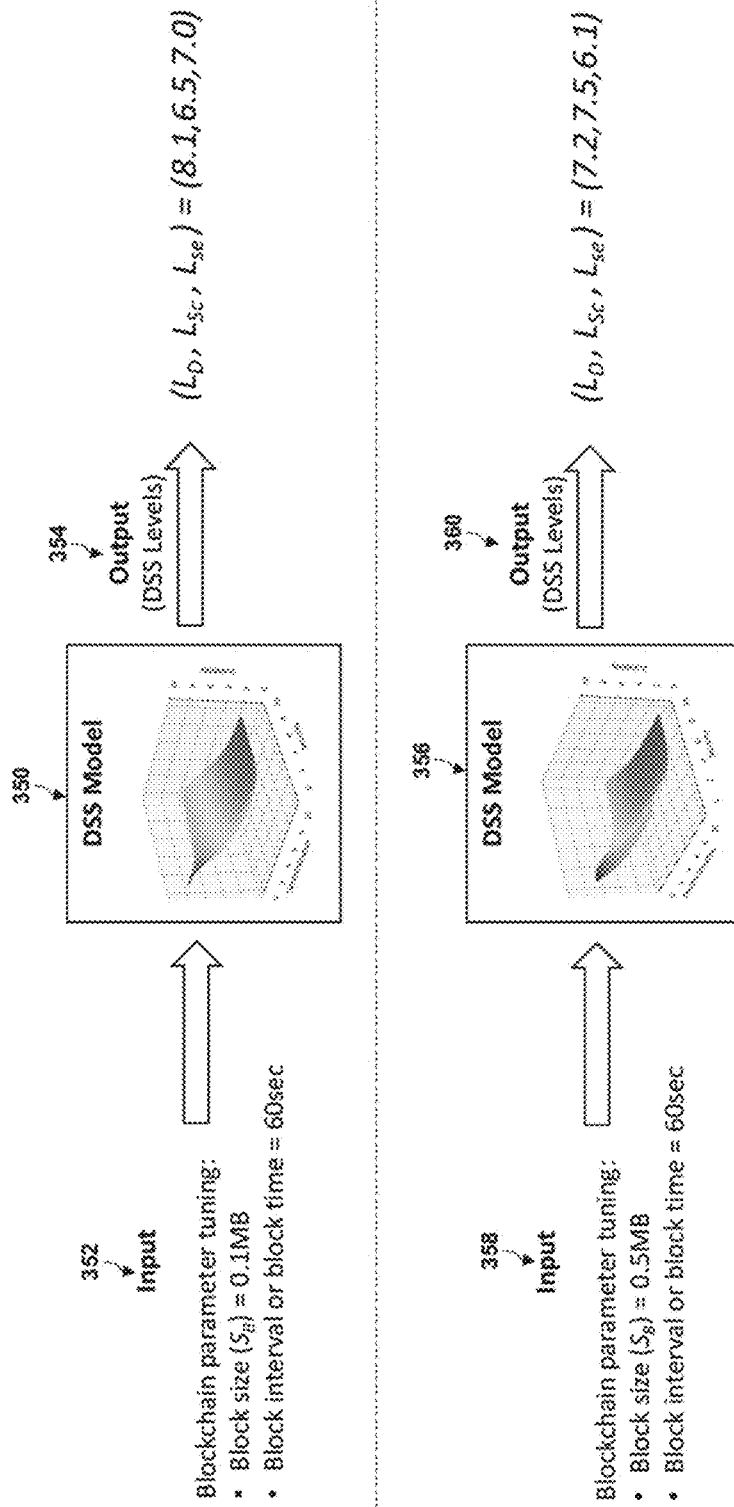


FIG. 6

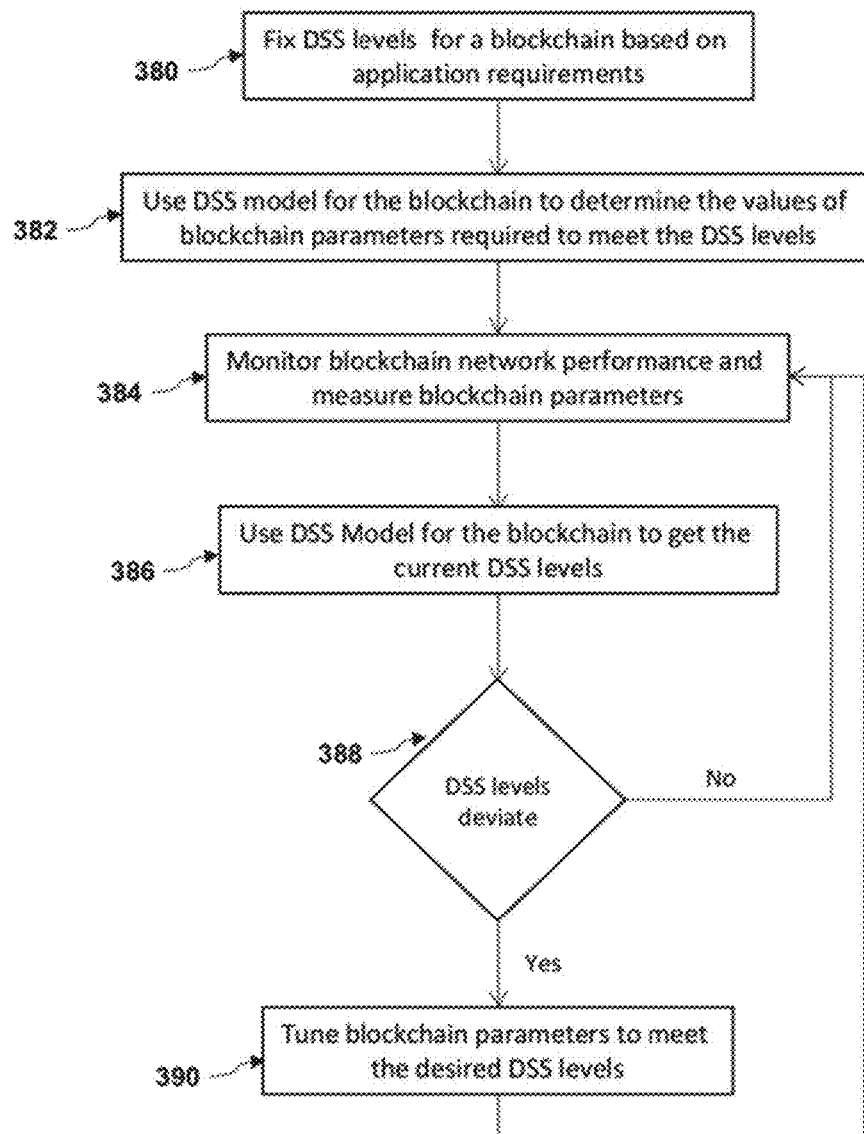


FIG. 7

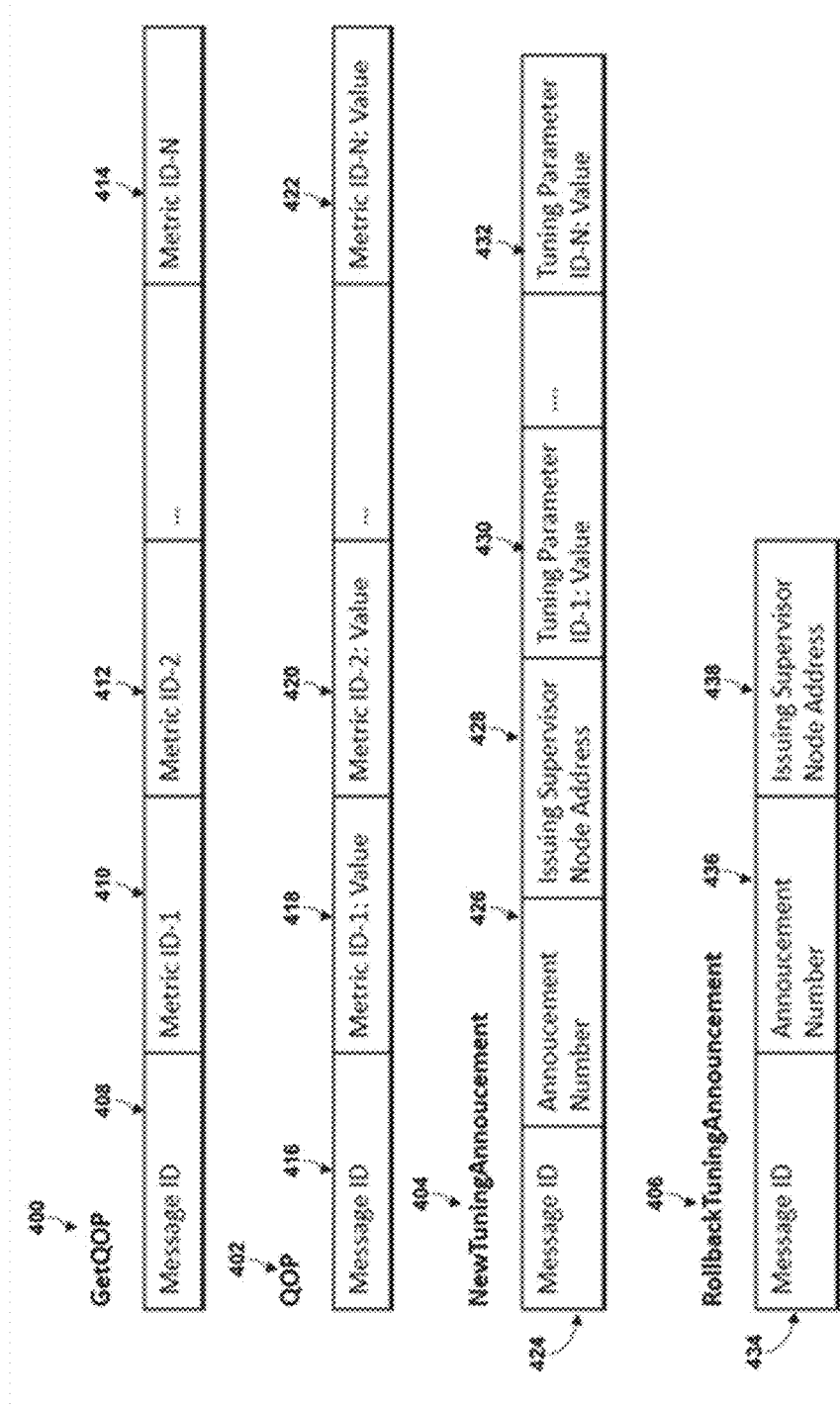


FIG. 8

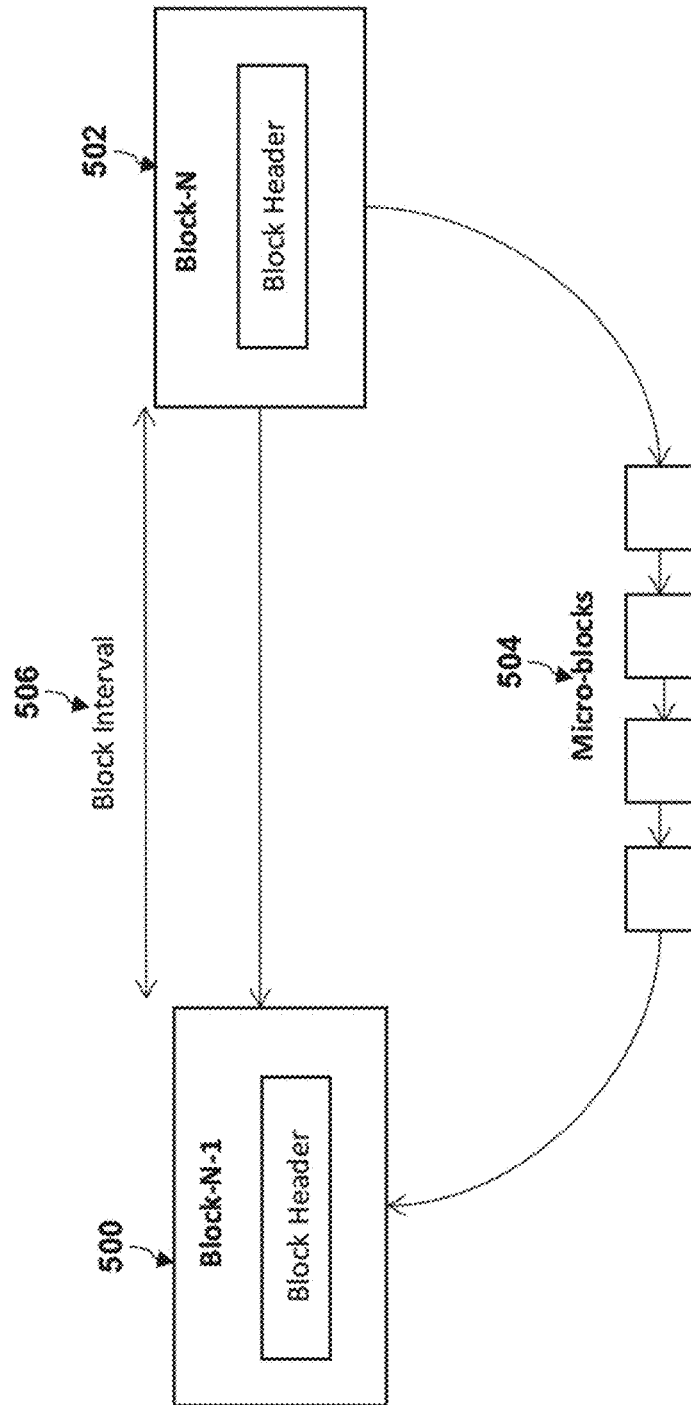


FIG. 9

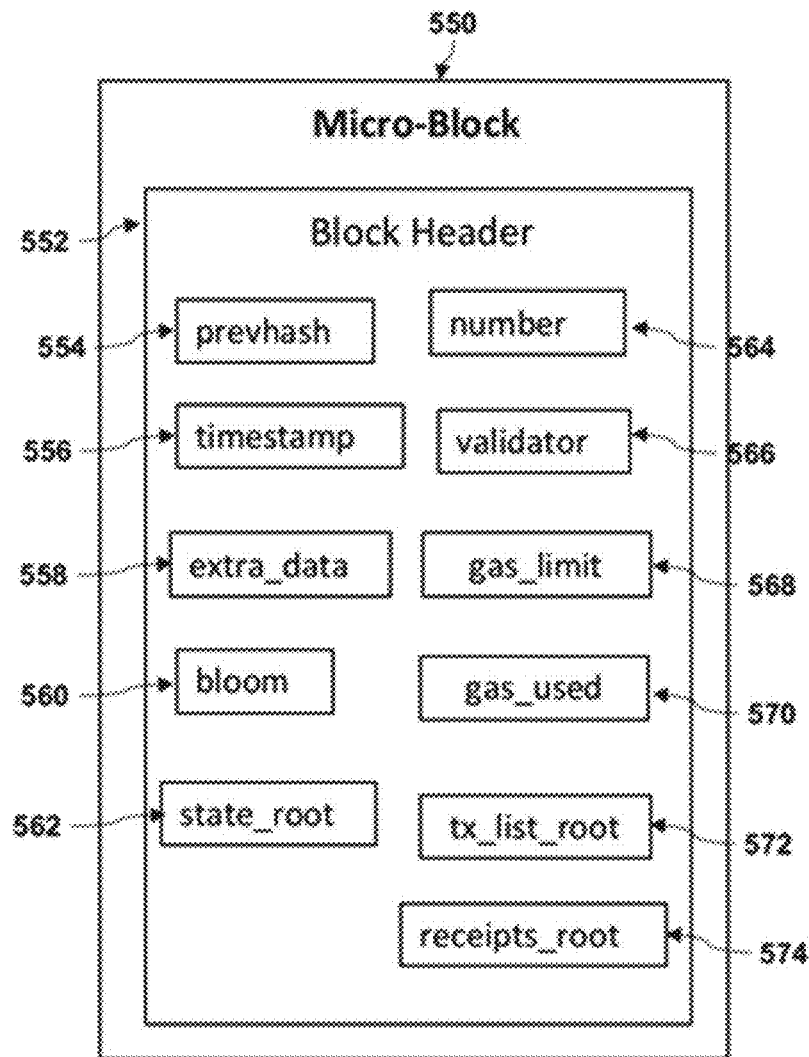
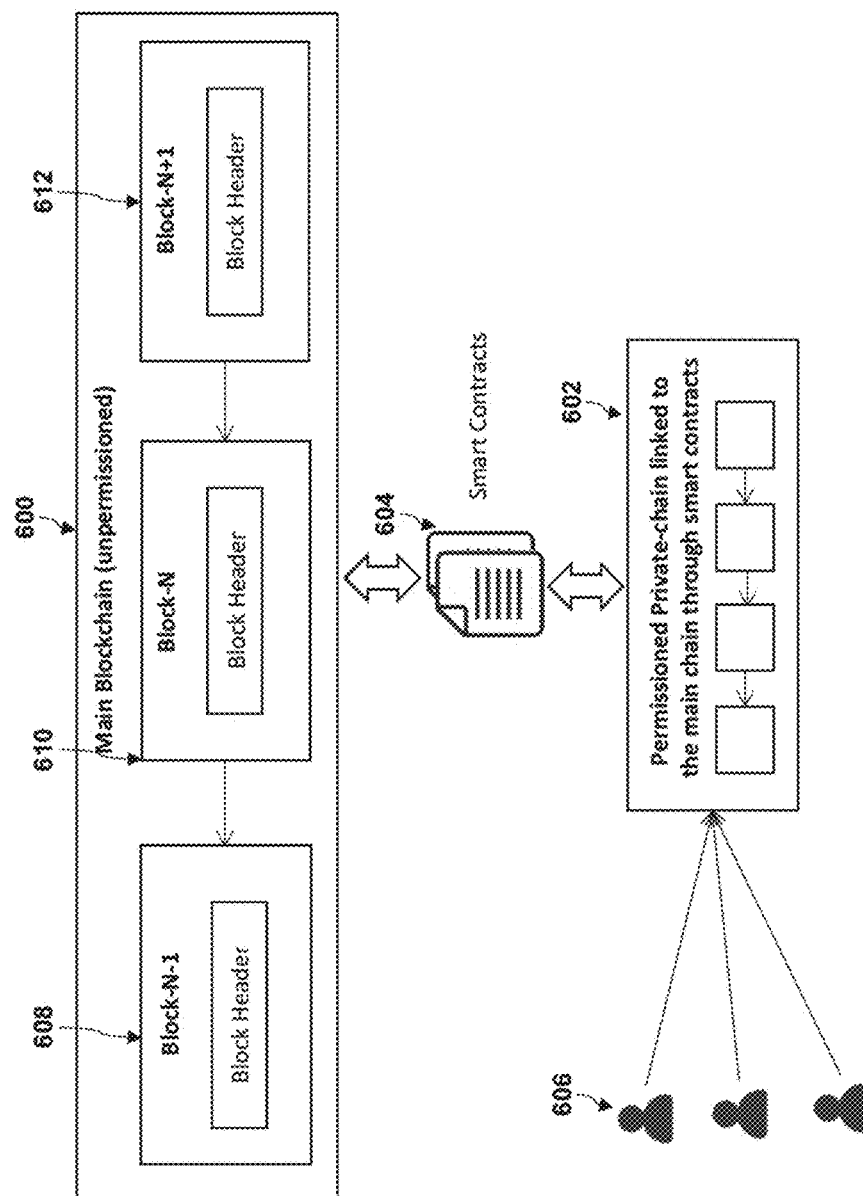


FIG. 10



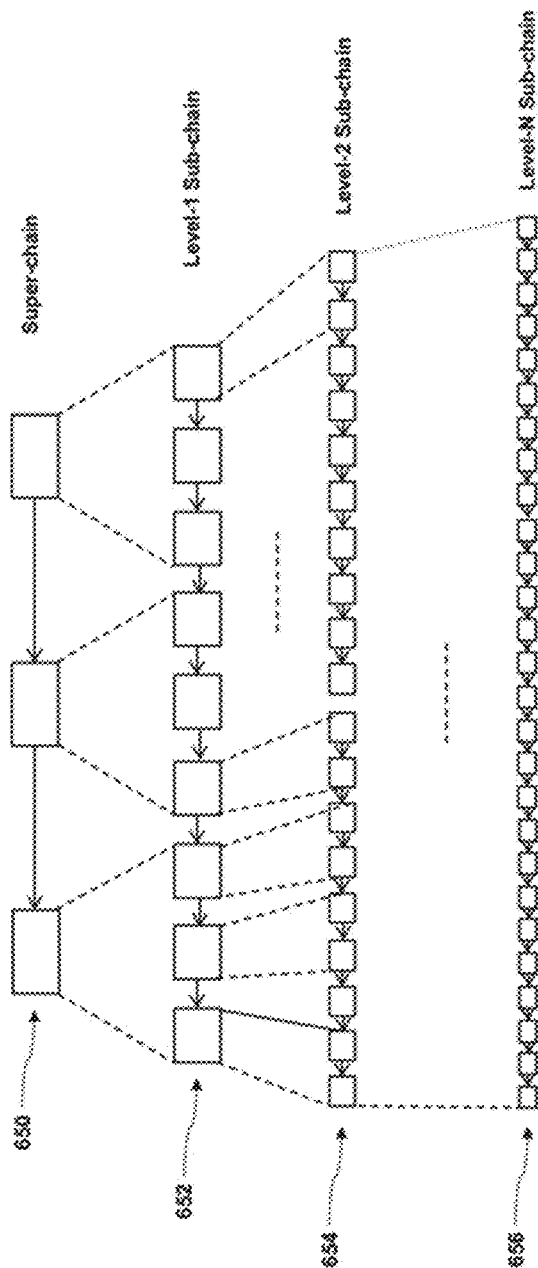


FIG. 12

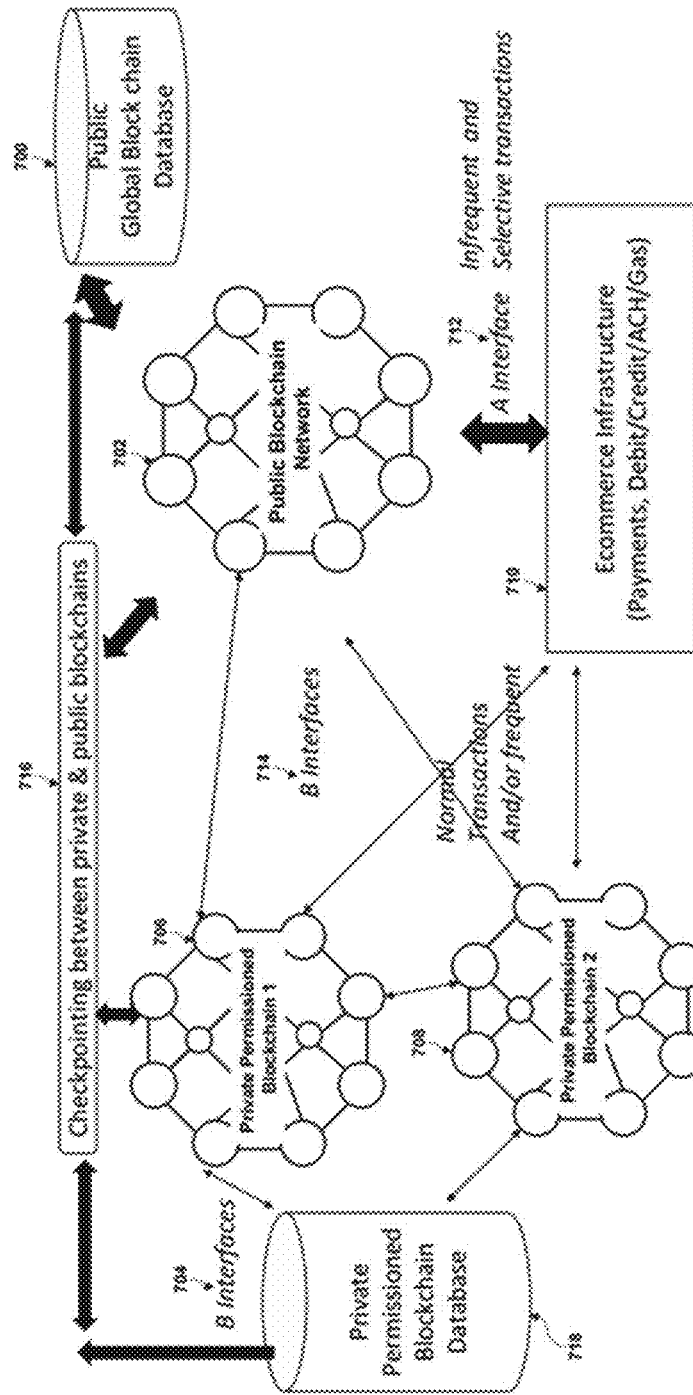


FIG. 13

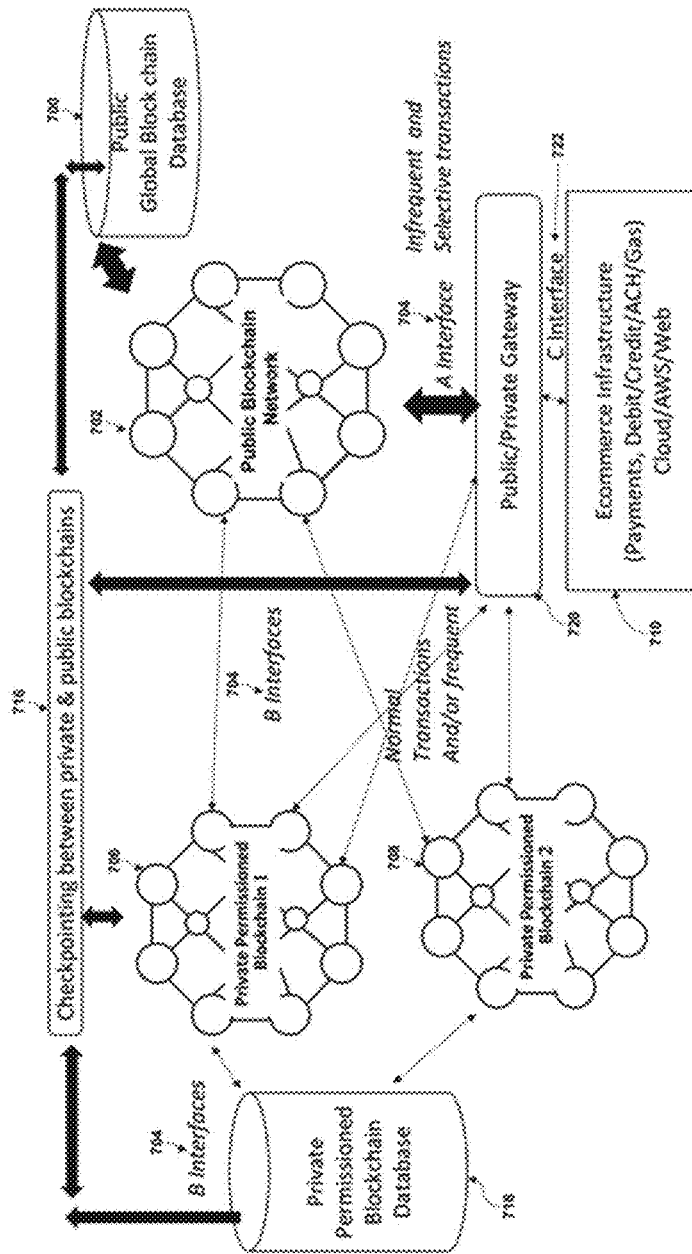


FIG. 14

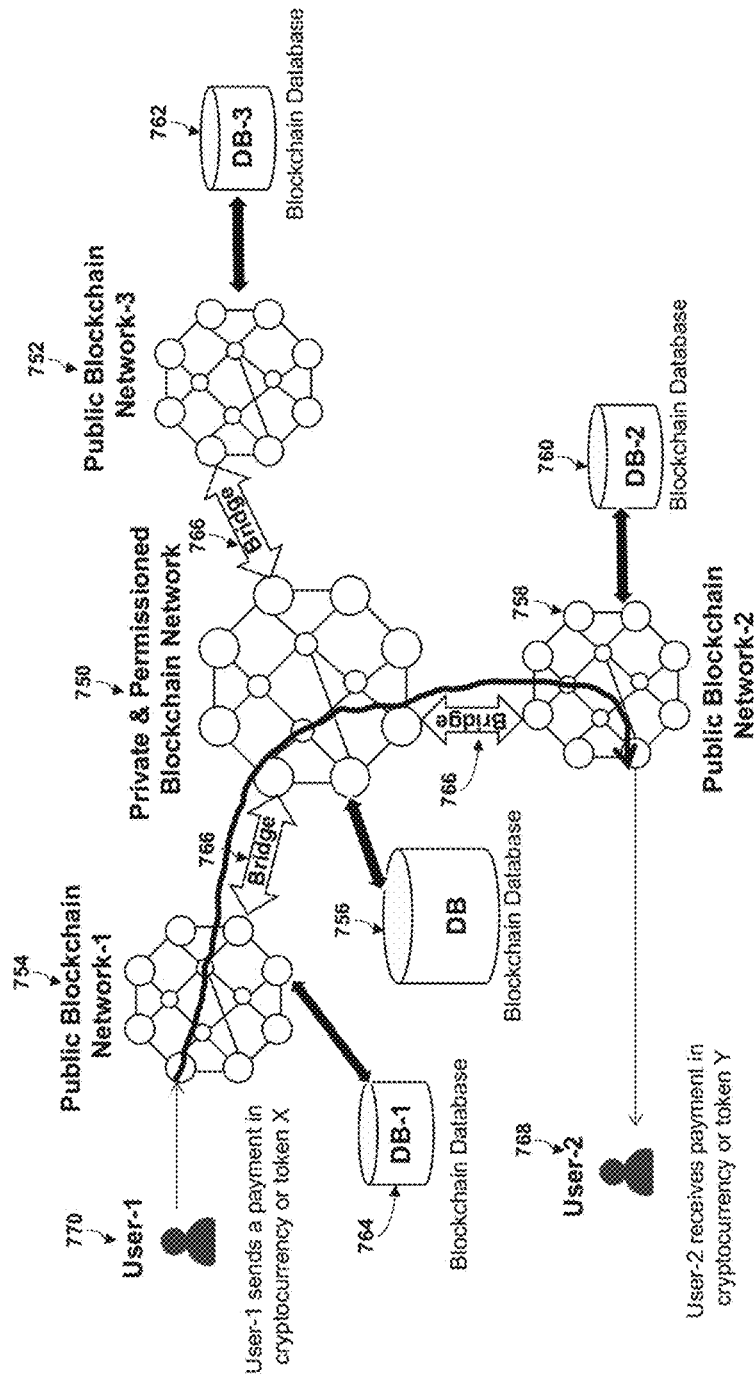


FIG. 15

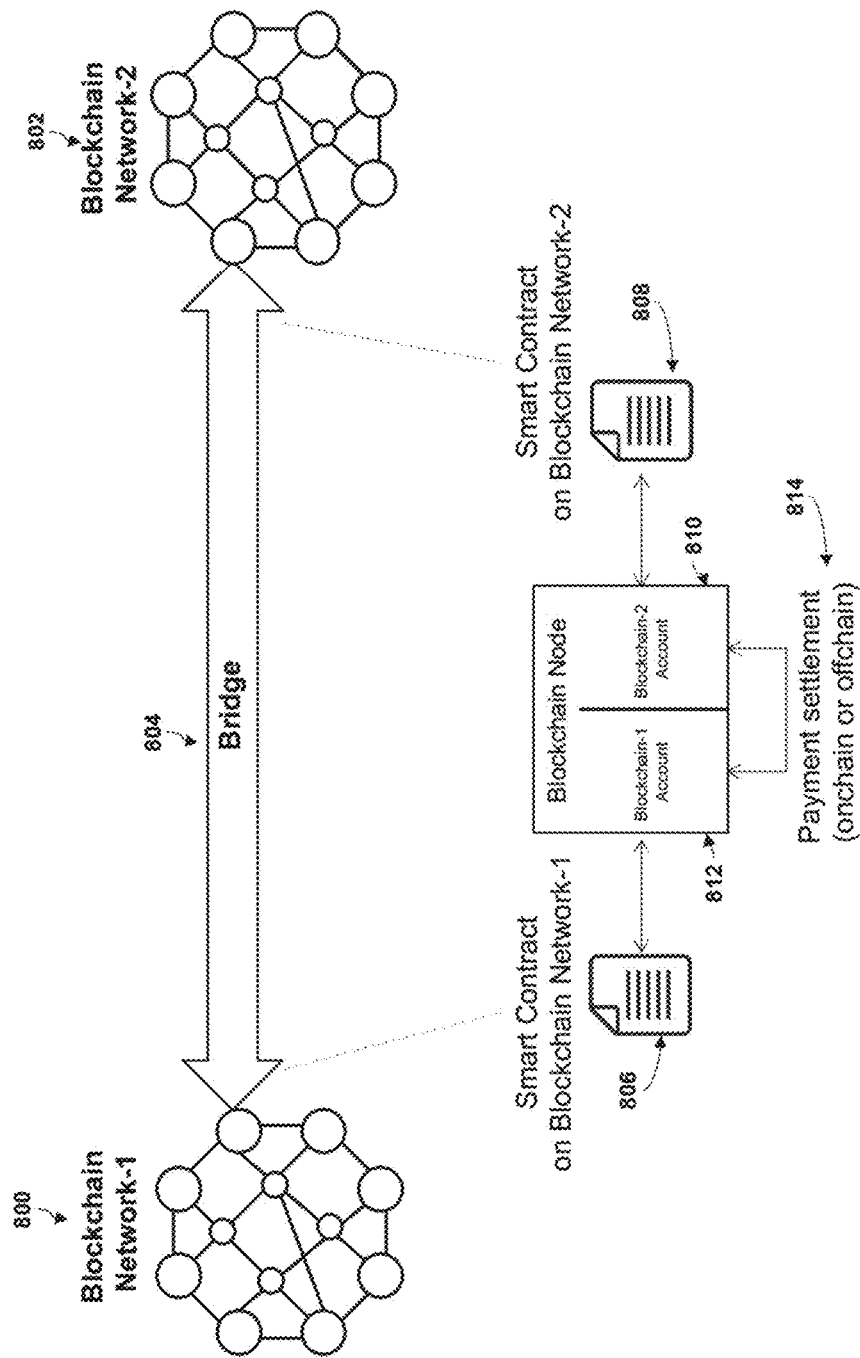


FIG. 16

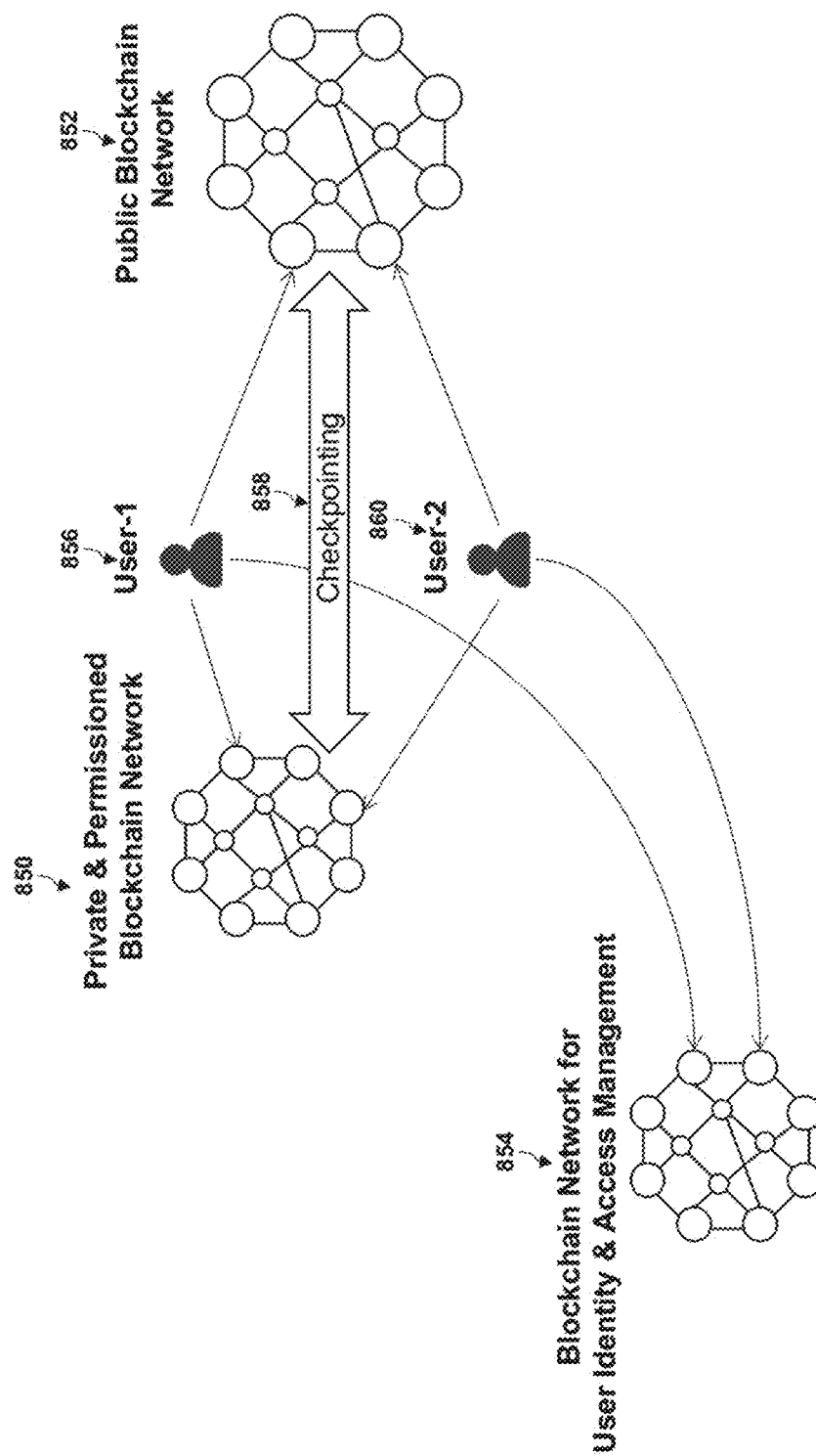
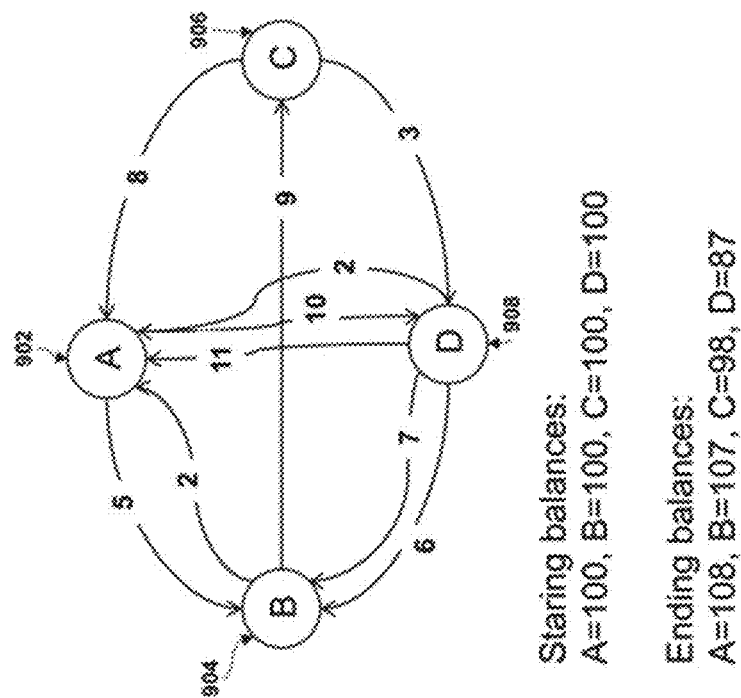


FIG. 17



900		
Sender	Receiver	Amount
A	B	5
D	A	2
D	B	7
B	C	9
C	A	8
C	D	3
D	B	6
B	A	2
A	D	10
D	A	11

FIG. 18

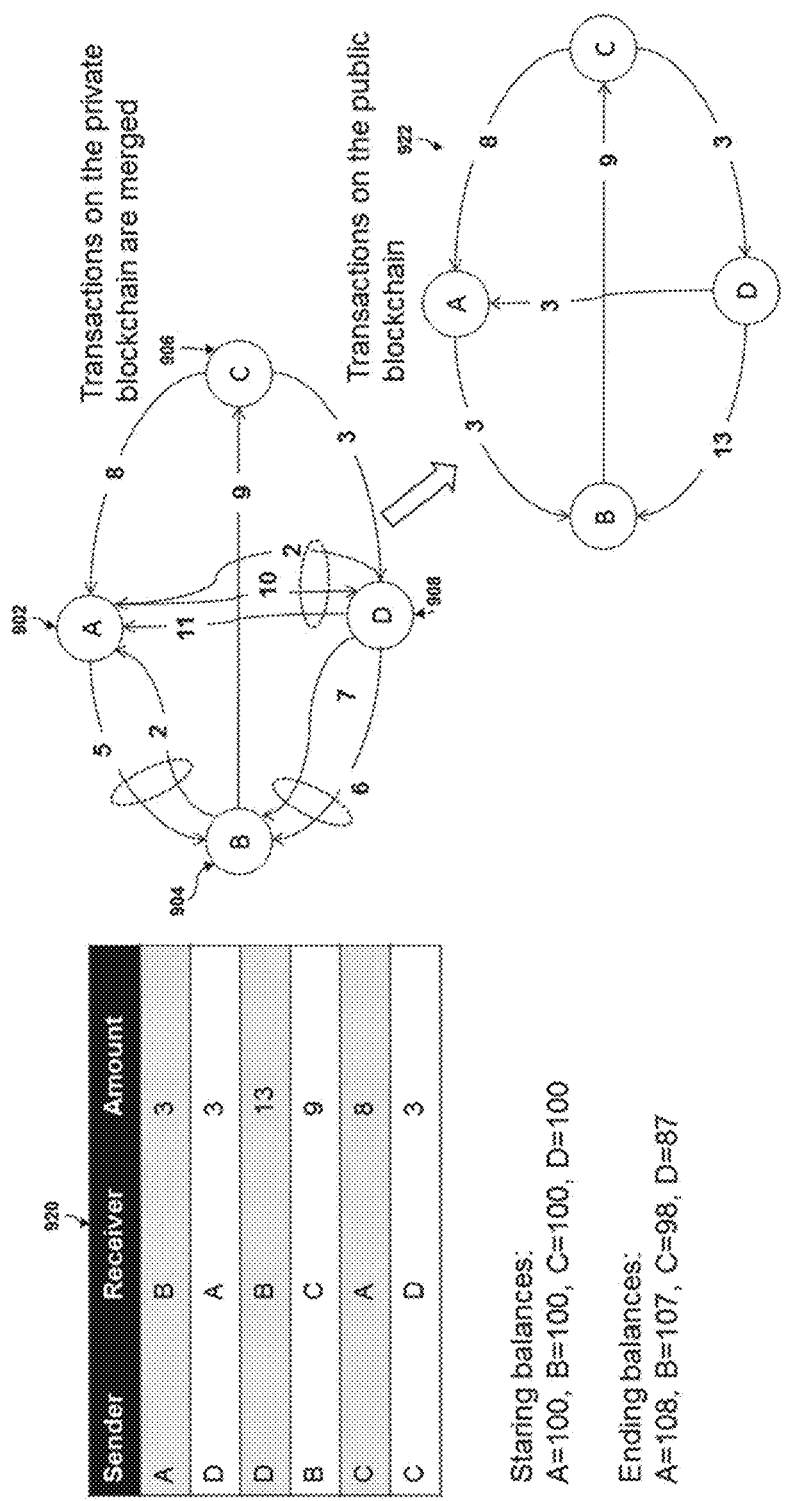


FIG. 19

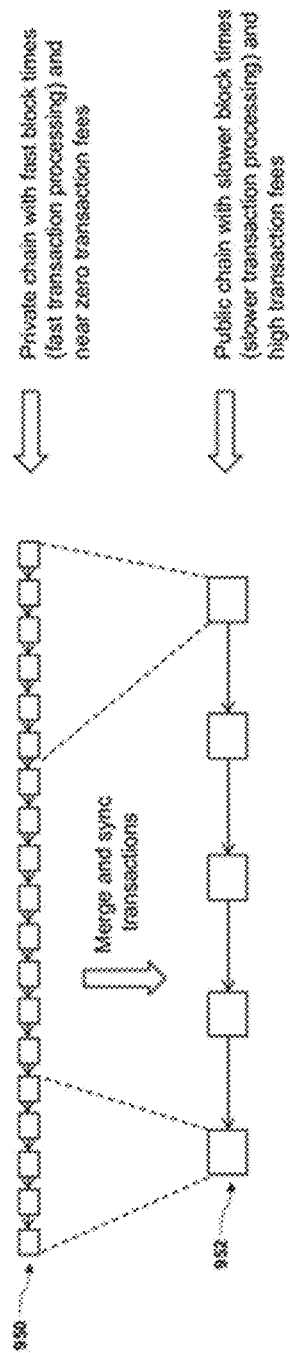


FIG. 20

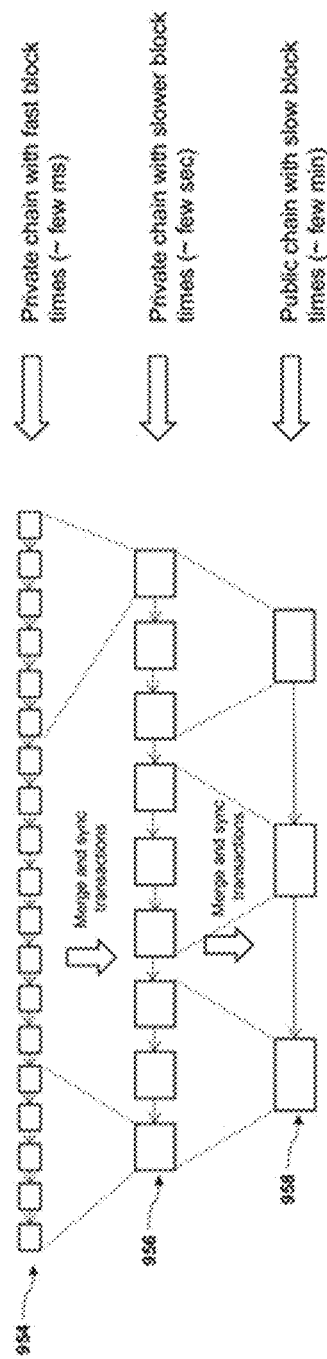


FIG. 21

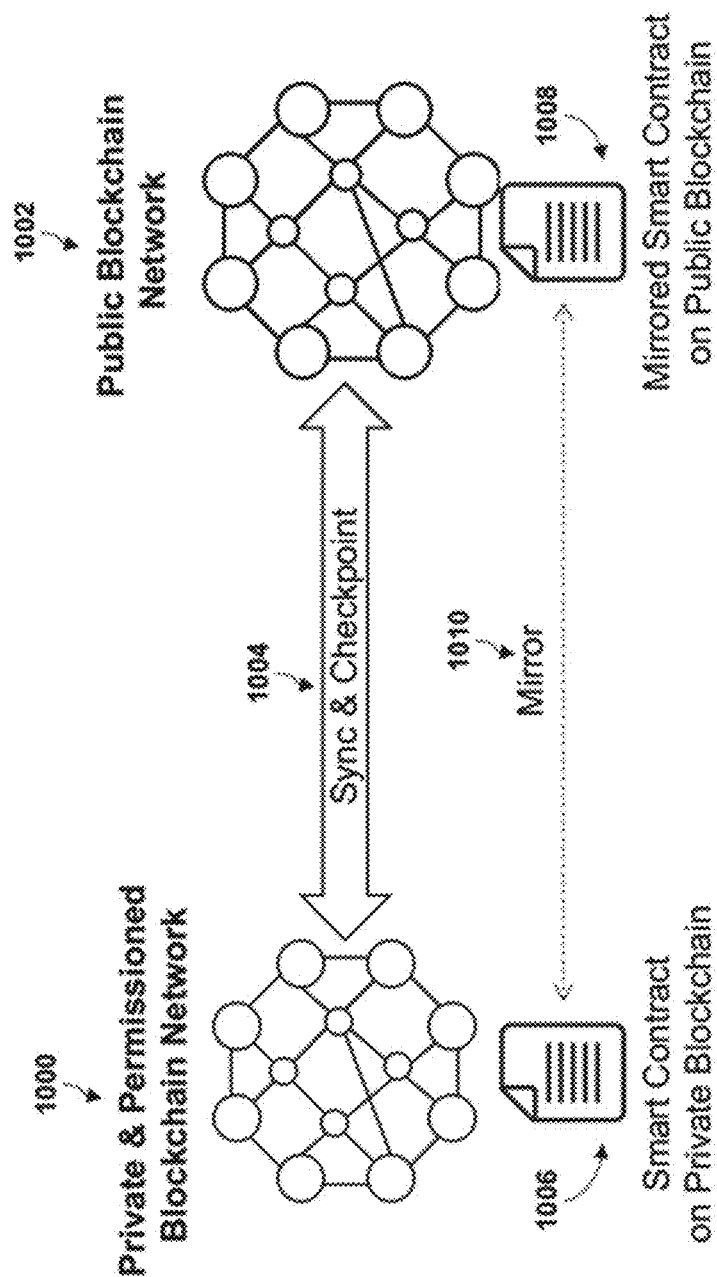


FIG. 22

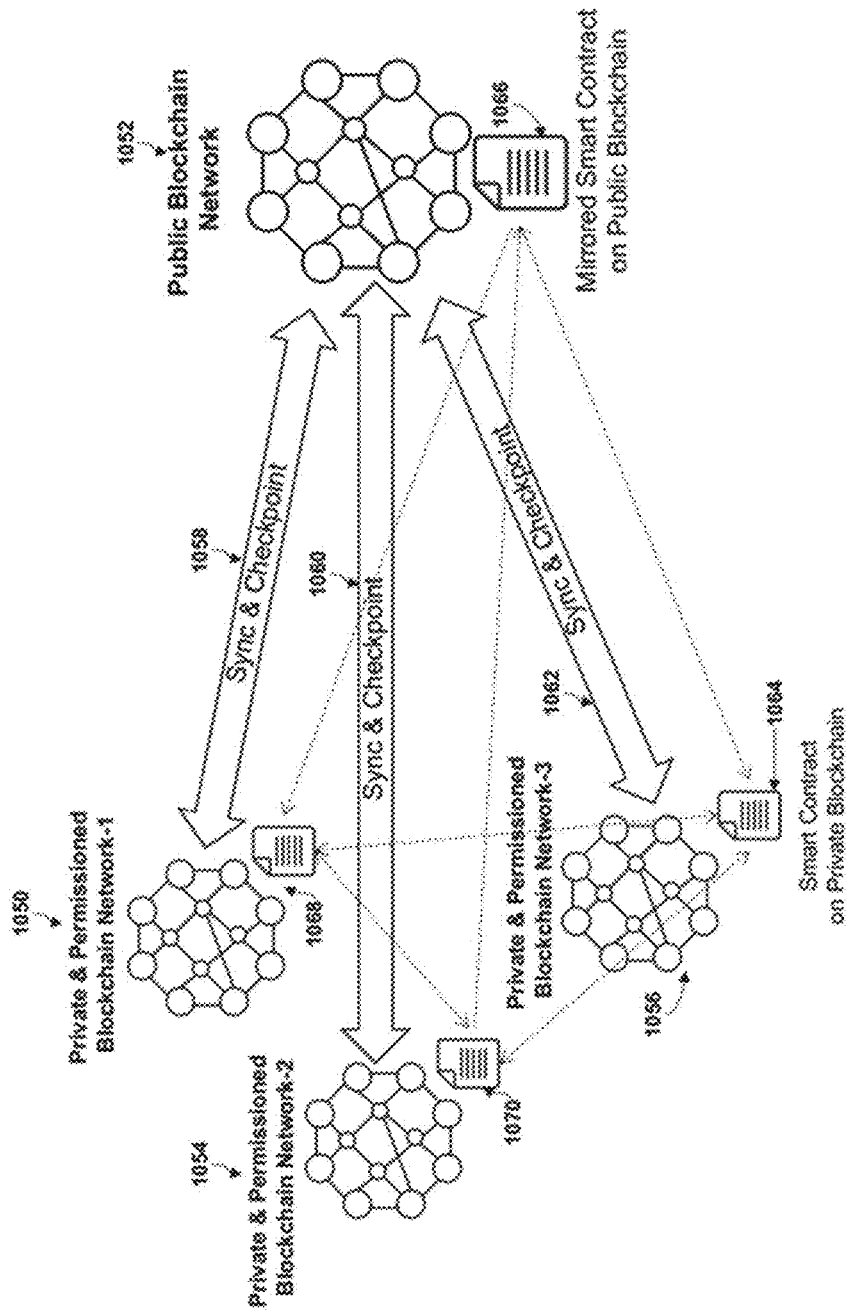


FIG. 23

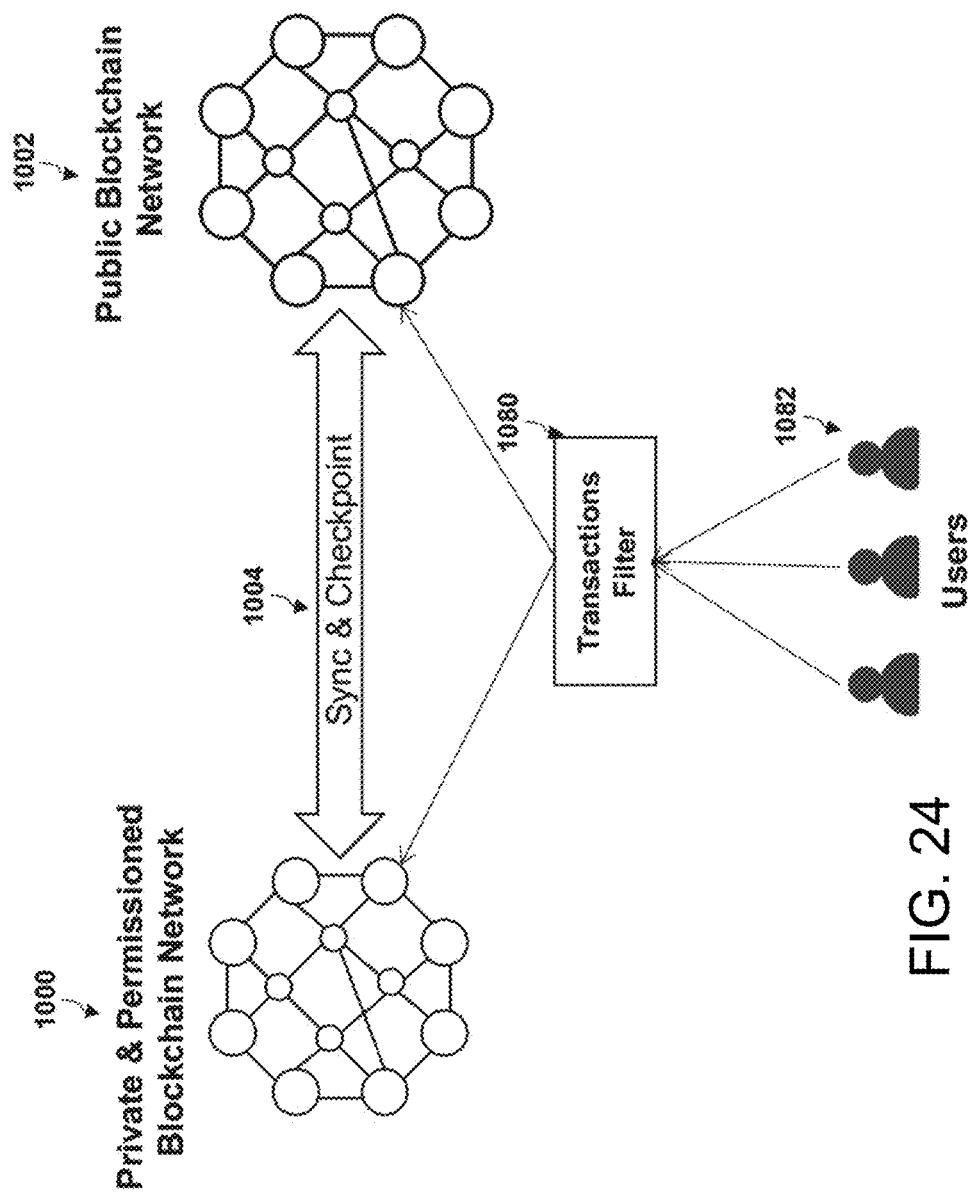


FIG. 24

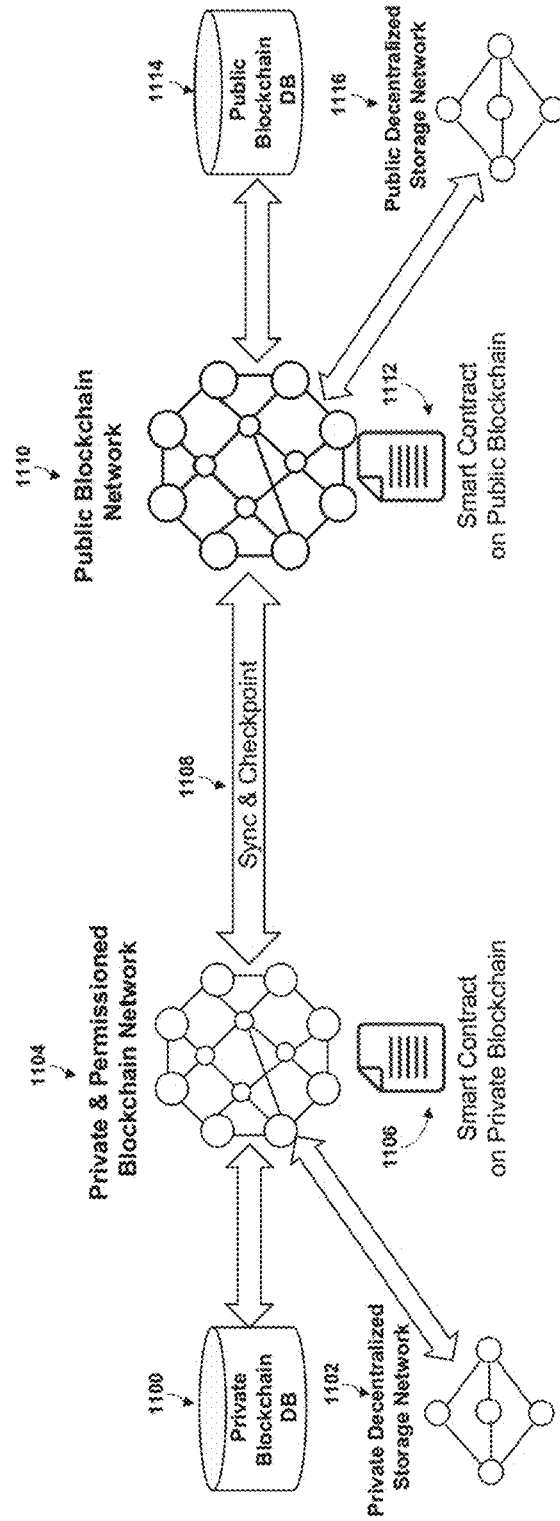


FIG. 25

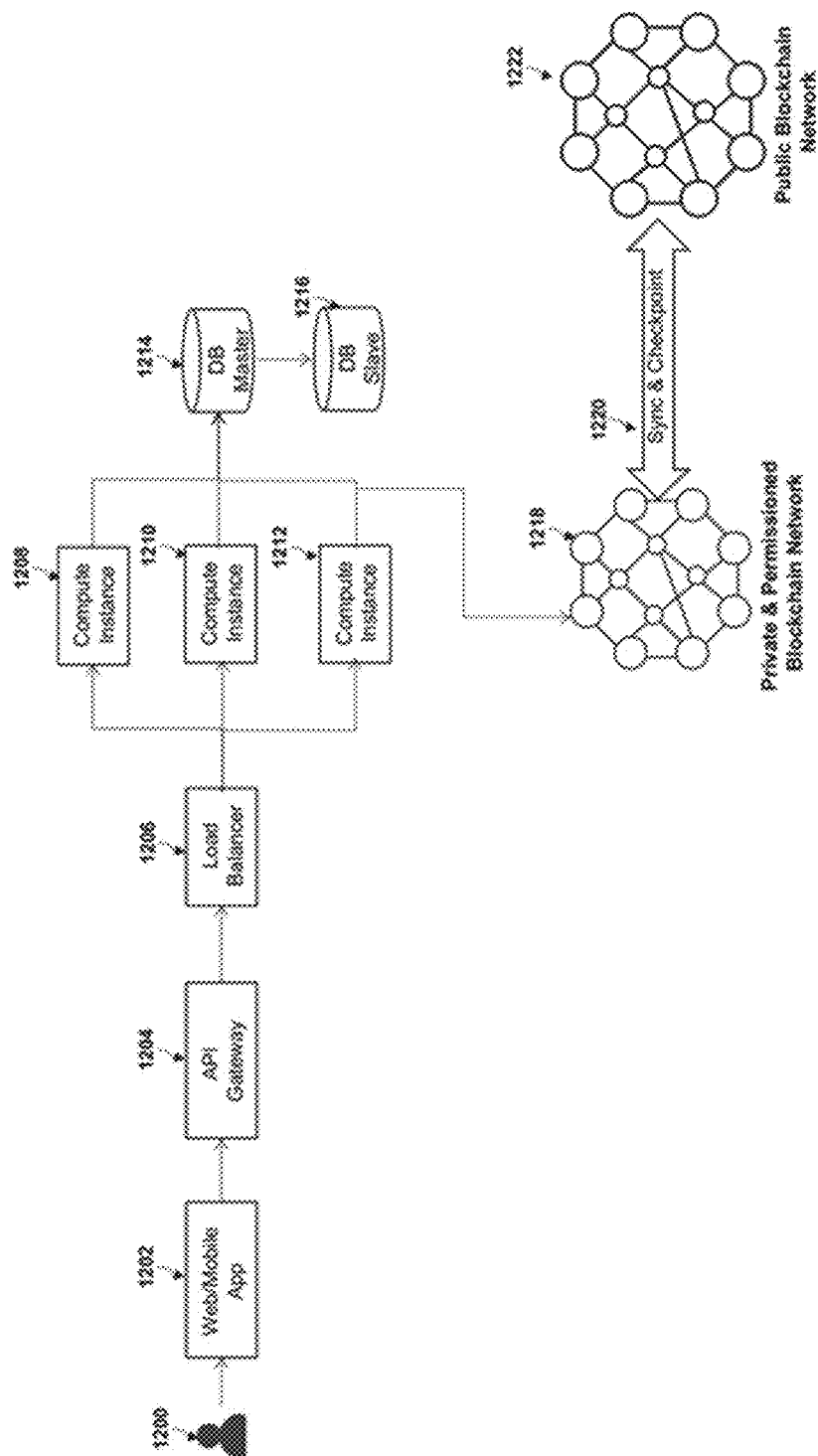


FIG. 26

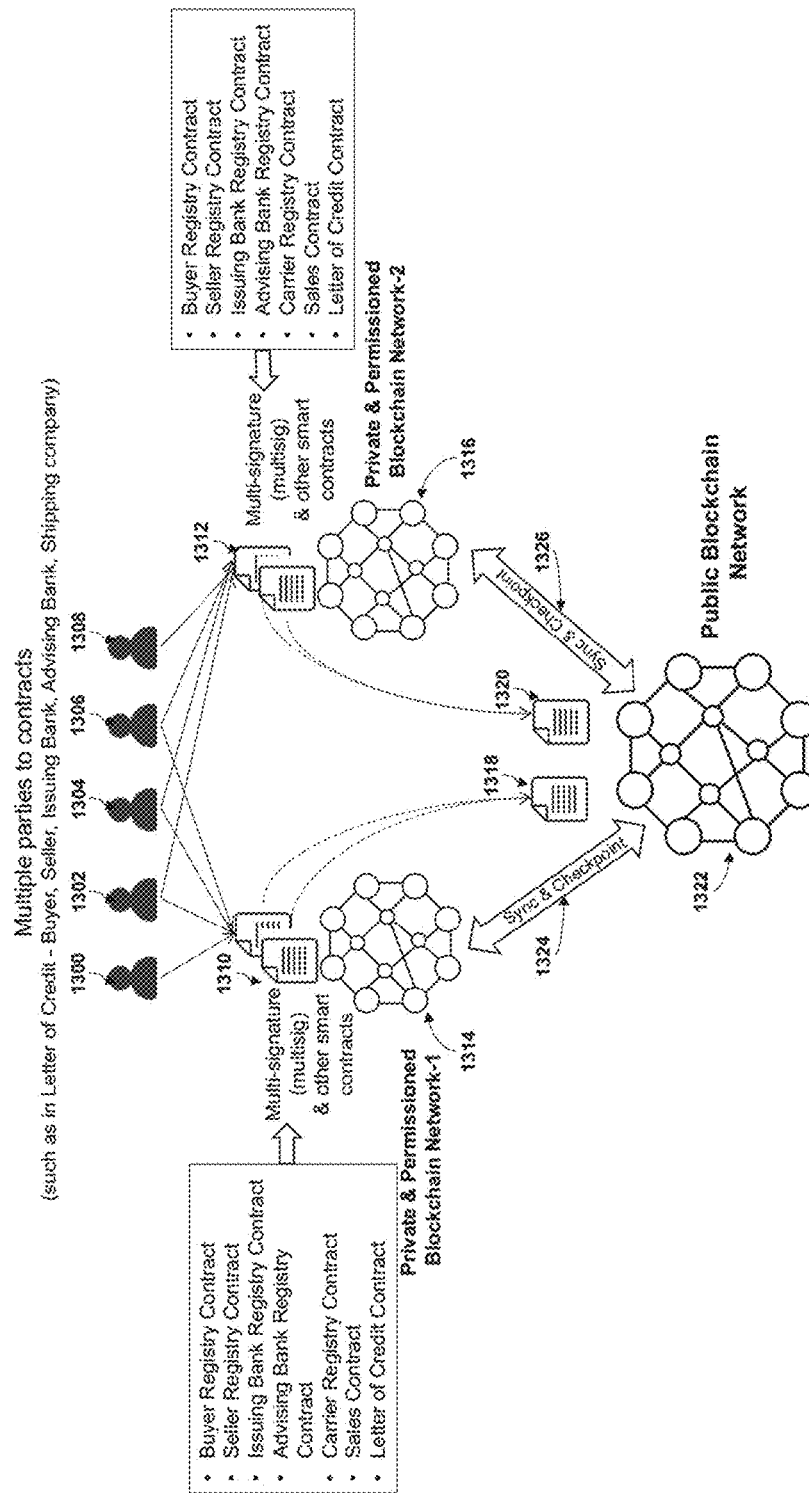


FIG. 27

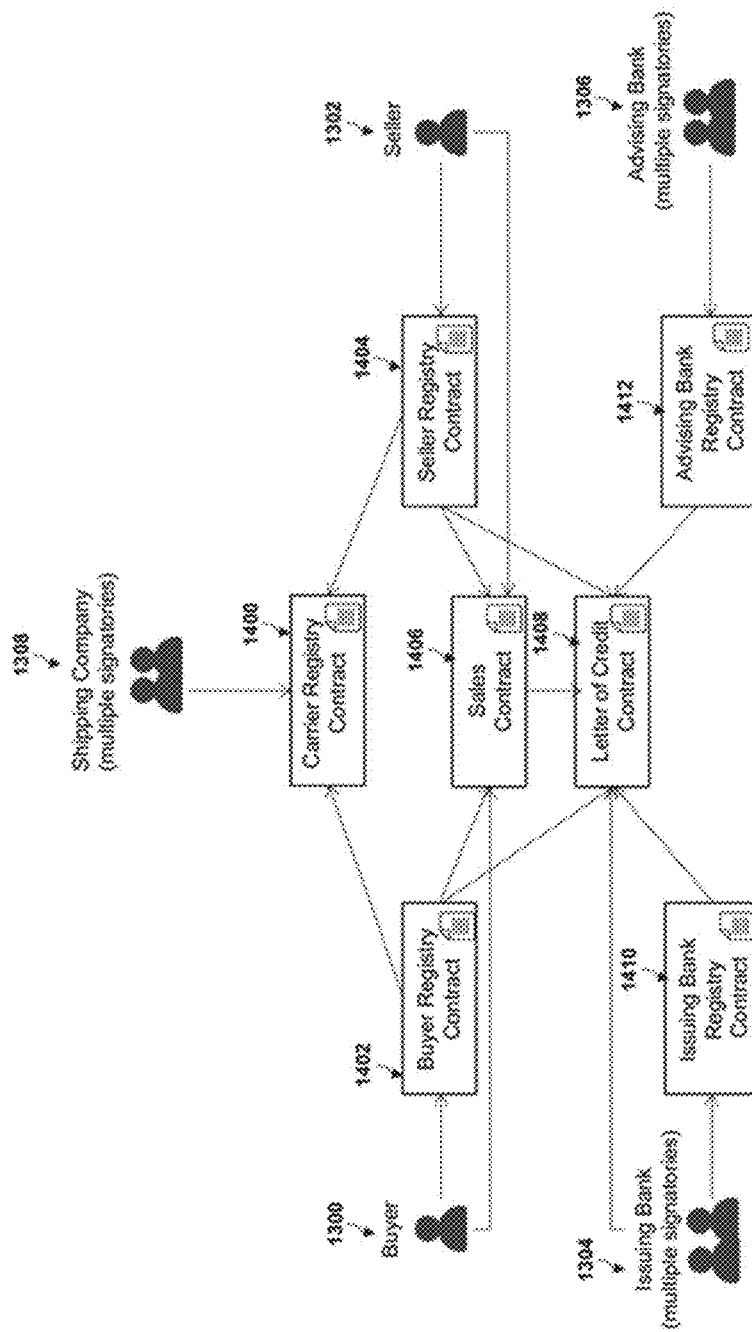


FIG. 28

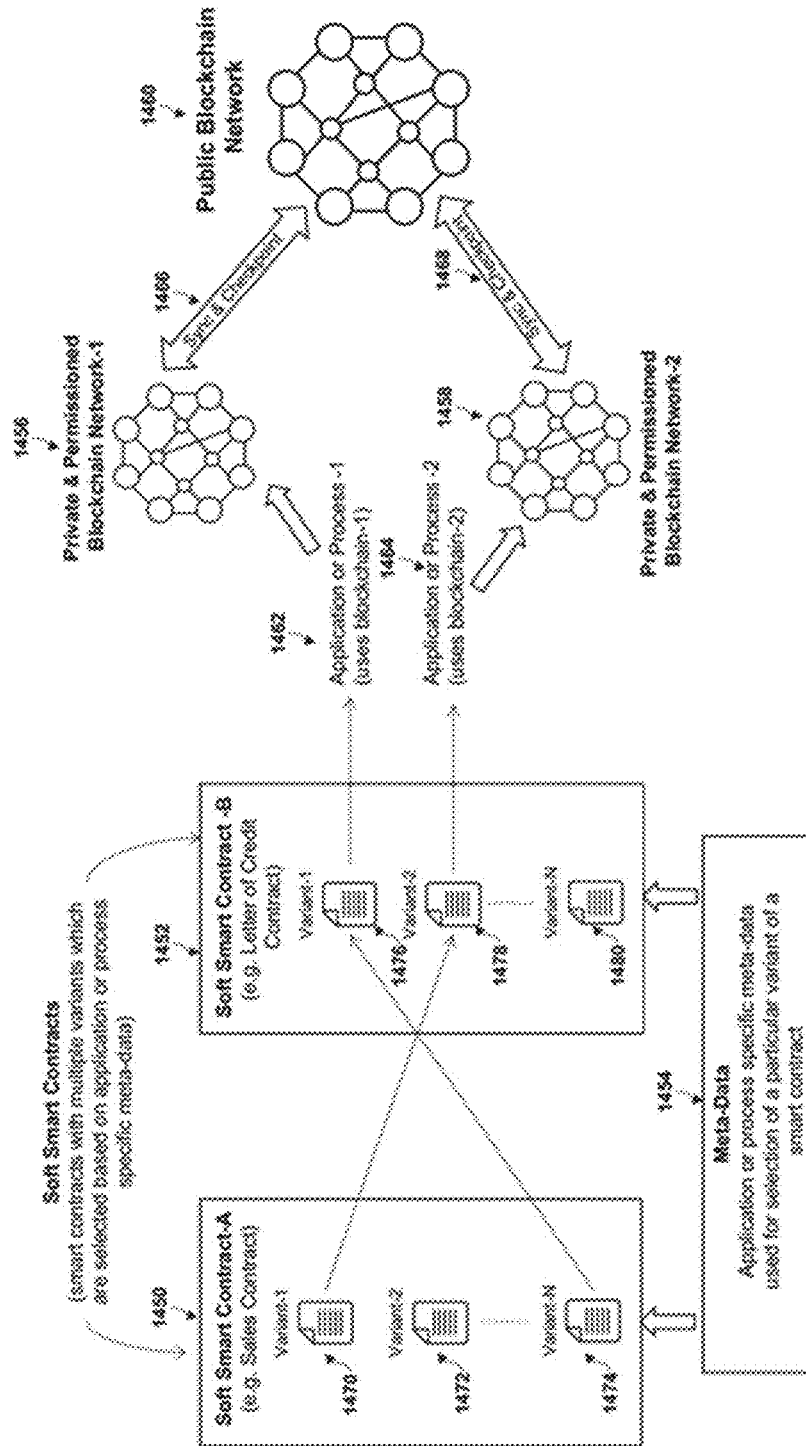


FIG. 29

[illegible]

FIG. 30

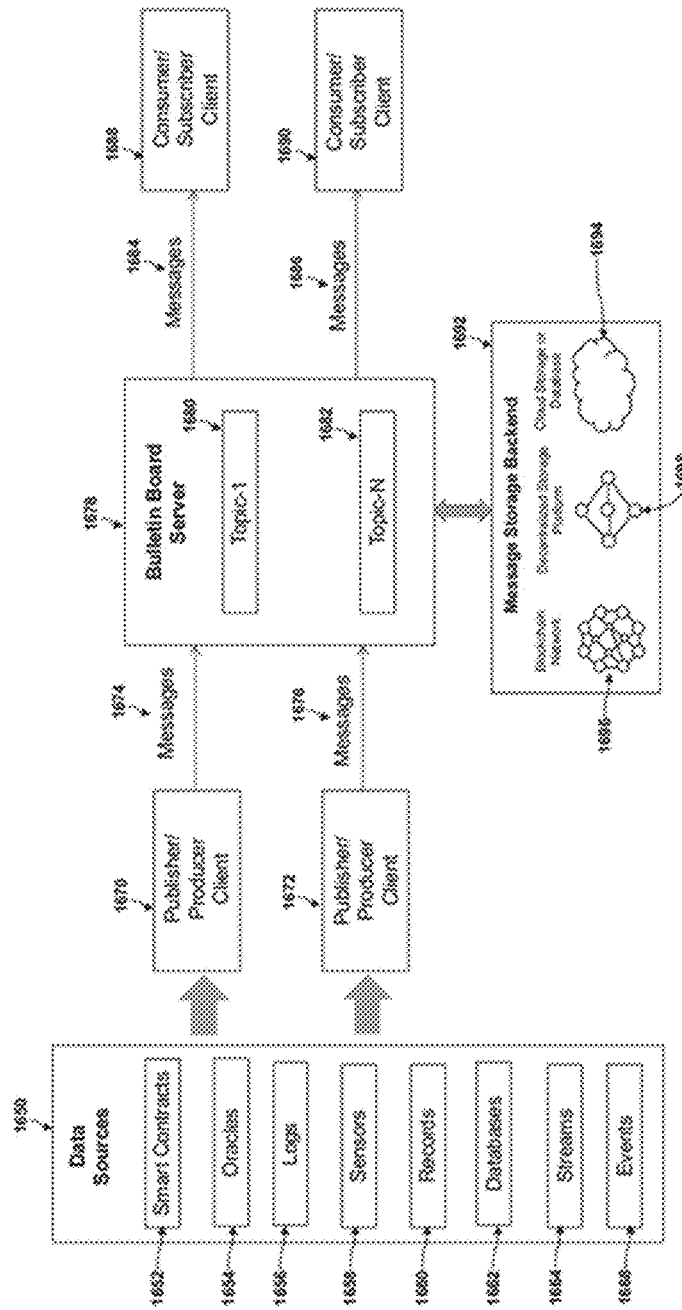


FIG. 31

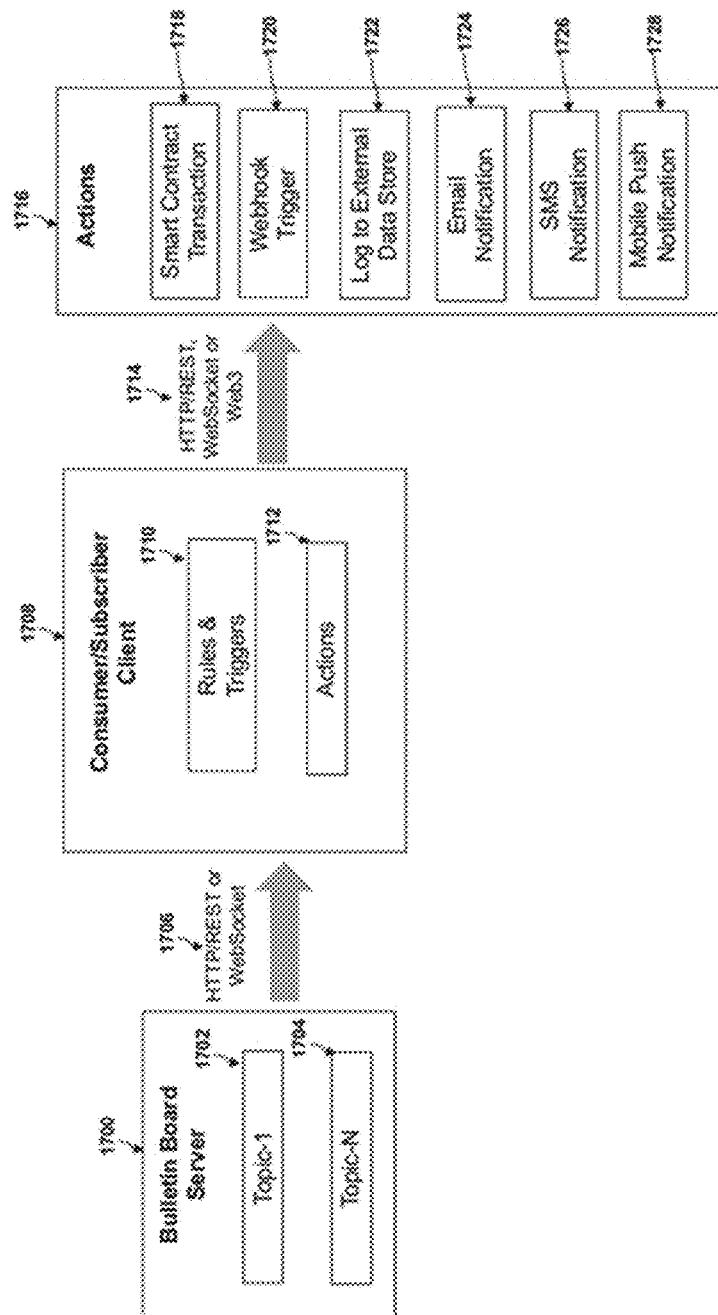


FIG. 32

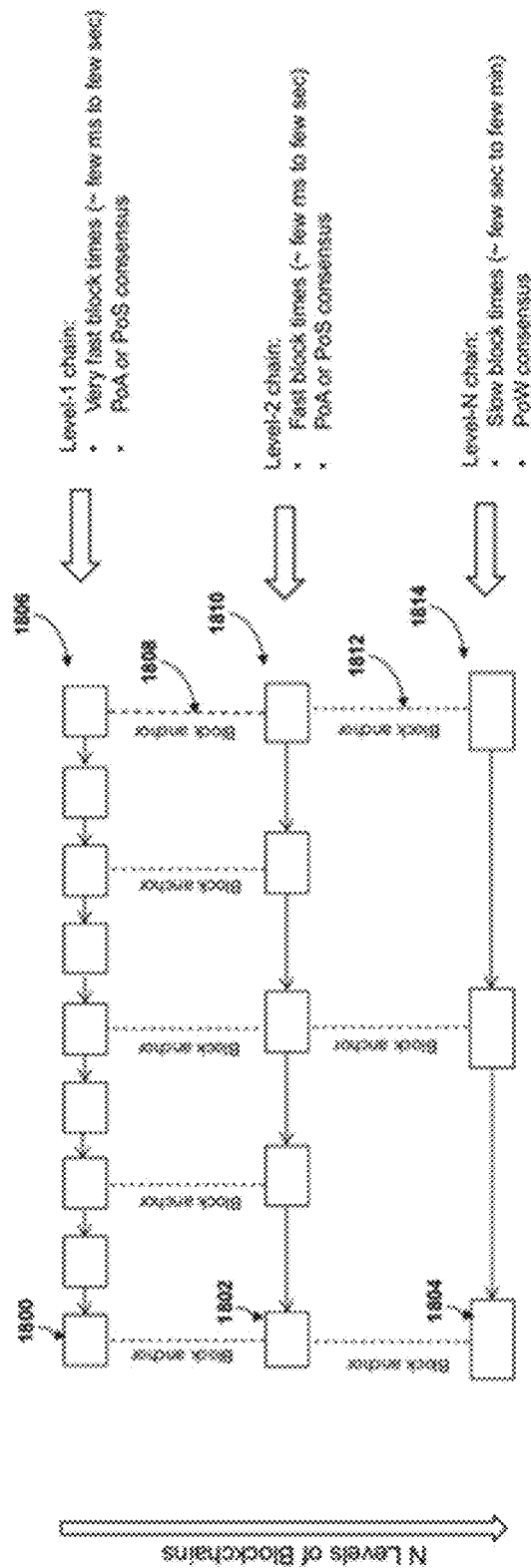


FIG. 33

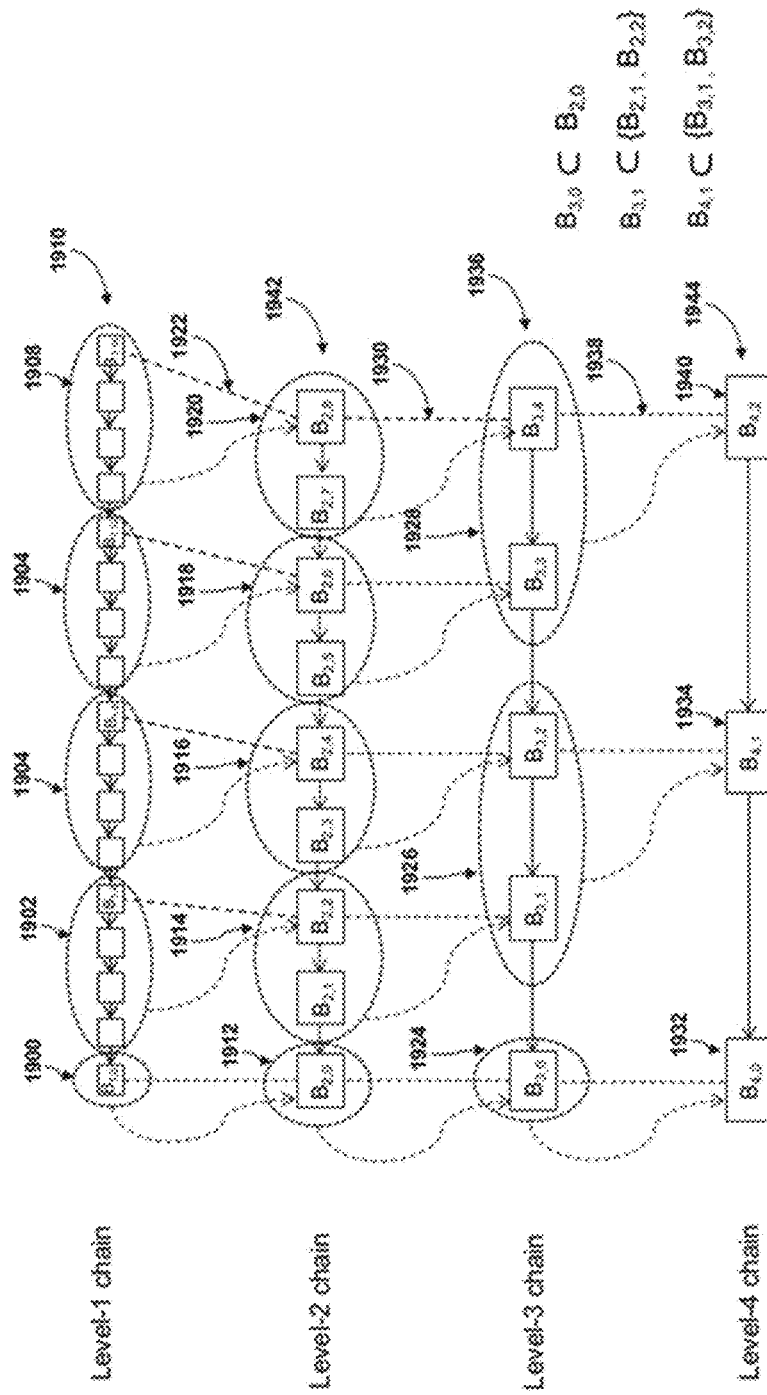


FIG. 34

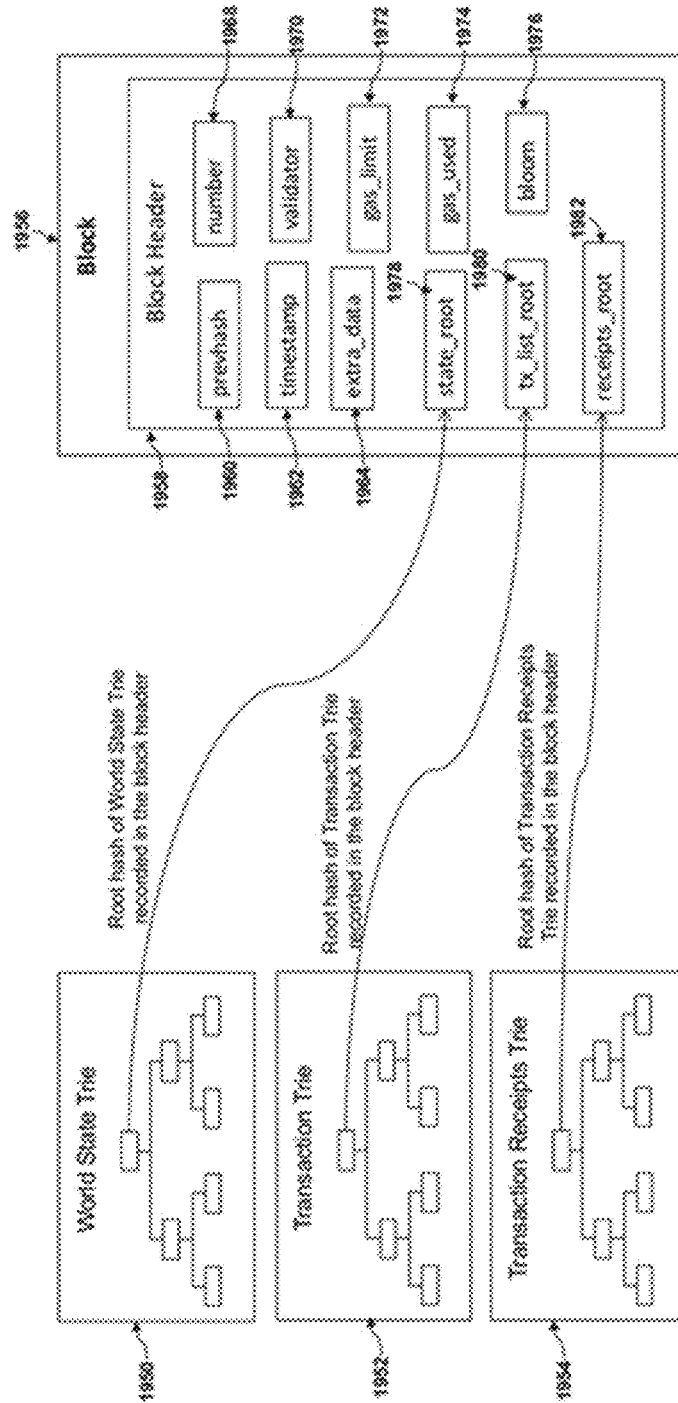


FIG. 35

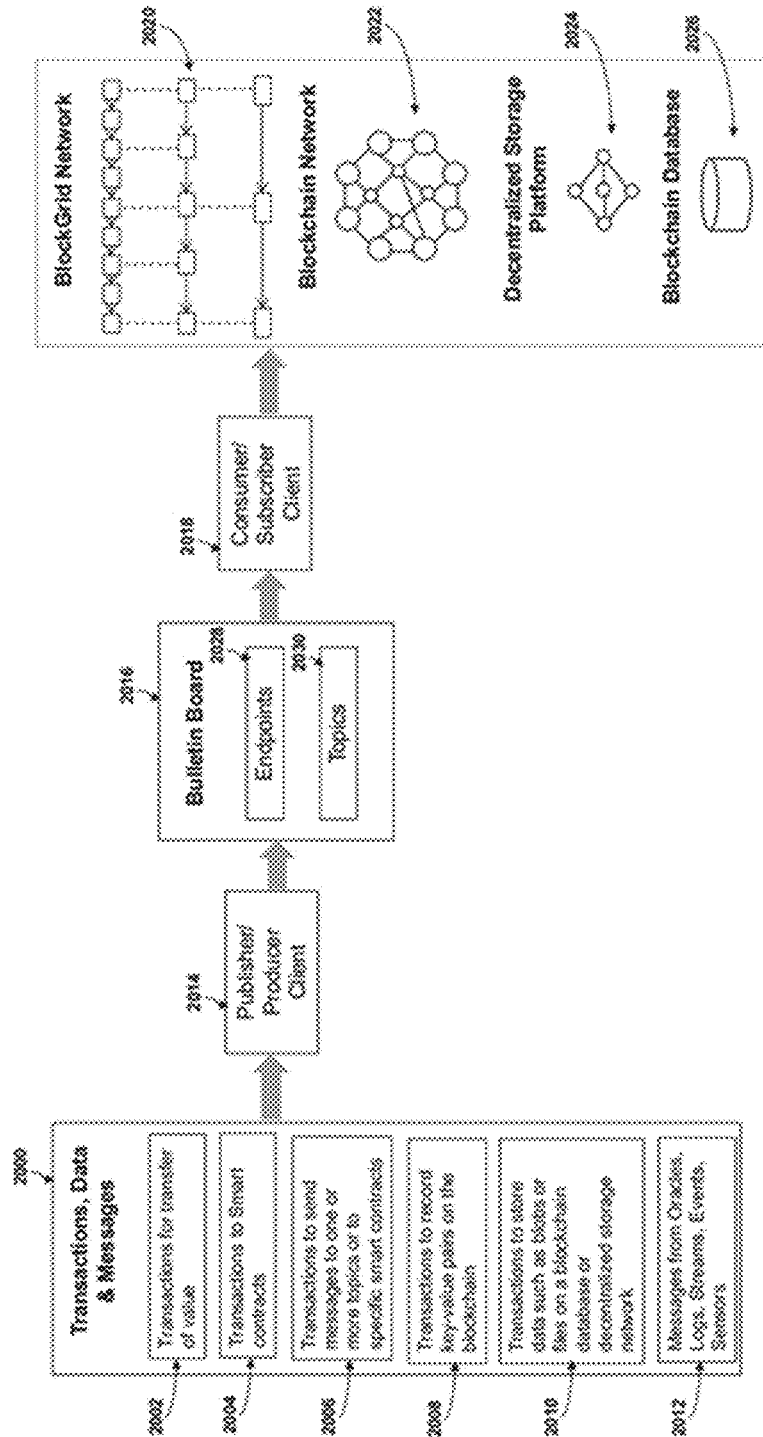


FIG. 36

**METHOD AND SYSTEM FOR TUNING
BLOCKCHAIN SCALABILITY,
DECENTRALIZATION, AND SECURITY FOR
FAST AND LOW-COST PAYMENT AND
TRANSACTION PROCESSING**

RELATED APPLICATIONS

This application claims the benefit under 35 U.S.C. § 120 and is a continuation-in-part of U.S. patent application Ser. No. 16/119,163 filed on Aug. 31, 2018 and titled Method and System for Tuning Blockchain Scalability for Low-Cost Payment and Transaction Processing, which in turn is a continuation of U.S. patent application Ser. No. 15/942,604 filed on Apr. 2, 2018 and titled Method and System for Tuning Blockchain Scalability for Fast and Low-Cost Payment and Transaction Processing, which in turn claims the benefit under 35 U.S.C. § 119(e) of U.S. Provisional Patent Application Ser. No. 62/484,555 filed on Apr. 12, 2017 and titled Method and System for Tuning Blockchain Scalability, and U.S. Provisional Patent Application Ser. No. 62/620,616 filed on Jan. 23, 2017 and titled Fast & Low Cost Payment and Transaction Processing on Blockchain Networks, the entire contents of which are incorporated herein by reference. This application further claims benefit under 35 U.S.C. § 120 and is a continuation-in-part of U.S. patent application Ser. No. 16/127,283 titled Tokens or Crypto Currency Using Smart Contracts and Blockchains filed Sep. 11, 2018, which in turn claims priority under 35 U.S.C. § 119(e) of U.S. Provisional Patent Application Ser. No. 62/557,820 titled Additional Features of CoinBank and nCash NCC Tokens filed Sep. 13, 2017, and U.S. Provisional Patent Application Ser. No. 62/618,784 titled Additional Features of CoinBank and nCash NCC Tokens, filed Jan. 18, 2018, the entire contents of which are incorporated herein by reference.

FIELD OF THE INVENTION

The present invention relates to blockchain-scalability, fast and low-cost payment and transaction processing on blockchain networks.

BACKGROUND

Blockchain is a distributed and public ledger which maintains records of all the transactions. A blockchain network is a truly peer-to-peer network and it does not require a trusted central authority or intermediaries to authenticate or to settle the transactions or to control the network infrastructure. Users can interact and transact with the blockchain networks through Externally Owned Account (EOAs), which are owned and controlled by the users. Each EOA has a balance (in certain units of a Cryptocurrency associated with the Blockchain network) associated with it. EOAs do not have any associated code. All transactions on a blockchain network are initiated by EOAs. These accounts can send transactions to other EOAs or contract accounts. Another type of accounts support by second generation programmable Blockchain platforms are the Contract Accounts. A Contract Account is created and owned by an EOA and is controlled by the associated contract code which is stored with the account. The contract code execution is triggered by transactions sent by EOAs or messages sent by other contracts.

Blockchain networks can either be public or private. Public blockchain networks are free and open to all and any user can create an account and participate in the consensus

mechanism on a public blockchain and view all the transactions on the network. Private blockchain networks are usually controlled and operated by a single organization and the transactions can be viewed only by the users within the organization. Public blockchain networks are usually unpermissioned or permissionless, as any node can participate in consensus process. Some public blockchain networks adopt a permissioned model where the consensus process is controlled by a pre-selected set of nodes. Private blockchain networks usually adopt the permissioned model. While public blockchain networks can be considered as fully decentralized, private blockchain networks are partially decentralized.

Organizations can have multiple private blockchain networks where each network is dedicated to a specific use case or department or business vertical. The blockchain networks within an organization may be created either using the same blockchain platform or technology or with different platforms or technologies.

On each blockchain network, a user can create multiple Externally Owned Accounts (EOAs). Each Externally Owned Account (EOA) has a public-private keypair associated with it. The account address is derived from the public key. When a new EOA is created, a keyfile is created which has the public and private keys associated with the account. The private key is encrypted with the password which is provided while creating the account. For sending transactions to other accounts, the private key and the account password are required.

Existing Blockchain platforms face scalability concerns. The transaction validation and consensus mechanisms (such as proof-of-work) used in blockchain networks and other parameters such as the block-size and block-time determine how fast the network can process and confirm the transactions. While commercial payment networks can process thousands of transactions per second, blockchain networks can take from a few seconds to several minutes for a transaction to be confirmed and have much less transaction throughput as compared to commercial payment networks. For example, Bitcoin network takes 10 minutes or longer to confirm transactions and achieves about 3-7 transactions/sec throughput. Similarly, Ethereum blockchain network where the block-time is roughly 17 seconds, and achieves about 7-15 transactions/sec throughput. Furthermore, many blockchain applications require multiple confirmations for newly mined blocks to secure the transactions from double-spending. For such applications, it may take several minutes for a transaction to be confirmed. While it is possible to make the block-times faster, so that the transactions can be processed faster, however, this would impact network security. Fast block-times would make it impossible for average-sized miners to run as full nodes and only the powerful miners would be able to afford the resources required to mine successfully on the blockchain network. Thus, fast block-times can lead to centralization risks. There exists a tradeoff between how fast the transactions can be processed on a blockchain network and the level of decentralization that can be maintained.

For distributed data systems, a trade-off exists between consistency and availability. These trade-offs are explained with the CAP Theorem, which states that under partitioning, a distributed data system can either be consistent or available but not both at the same time. According to the CAP theorem the system can either favor consistency and partition tolerance over availability, or favor availability and partition tolerance over consistency. The CAP theorem

applies to blockchain networks as well. Blockchain gives up on consistency to be available and partition tolerant.

Blockchain protocols allow may limited and local adjustments to the blockchain parameters. In one approach, the parameter adjustment rules are defined in the client code itself (which is used by the blockchain nodes to transact and mine on the network) and the parameter values are adjusted for each block. This approach works for minor adjustments to blockchain parameters which can be defined in the blockchain client code. For major changes to the blockchain protocol, hard forks have to be typically used. A hard fork is a change to the underlying blockchain protocol. Hard forks are issued after a consensus is reached among the blockchain community about the changes to be incorporated in the fork. For issuing a hard fork, all the blockchain clients (which may be implemented in different programming languages) are updated and new releases of these clients are issued. The blockchain peers are then notified to upgrade their blockchain clients so that the new blockchain protocol can come into effect. Since a blockchain network is a peer-to-peer and decentralized network, realizing hard forks can be complex and time consuming. Miner nodes who do not upgrade their blockchain clients after a hard fork is issued will continue to mine on the pre-fork blockchain which is incompatible with the new blockchain protocol. It is expected that over time the miners running the old clients will eventually upgrade to the new clients so that they can continue to mine successfully on the main blockchain that follows the new protocol. No admission is necessarily intended, nor should be construed, that any of the preceding information constitutes prior art against the present invention.

General approaches for blockchain scalability can be categorized into the following areas:

Blockchain parameter tuning approaches: These approaches involve tuning the blockchain parameters such as block-size and block-time (or block-interval) to increase the transaction throughput and reduce transaction latency using local and limited approaches that require client upgrades and lengthy consensus.

On-chain Scaling with Sharding: Sharding involves splitting the task of consensus among concurrently operating sets of nodes, to improve the transaction throughput and reduce the per-node processing and storage requirements. Sharding approaches for blockchain either shard transaction processing or shard the state.

Off-chain Scaling with Channels: Channels based approaches use off-chain peer-to-peer payment channels that allow transactions to occur directly between participants rather than sending transactions on the blockchain, and the blockchain is used as a settlement mechanism.

Alternative blockchain designs and protocols: Other blockchain scalability approaches are based on using alternative blockchain designs and protocols. For example, the Bitcoin-NG proposal addresses the scalability bottleneck by having two types of blocks: key-blocks and microblocks. Key-blocks are used for leader election every epoch. Microblocks contain transactions and are generated by the epoch leader. Microblocks can be issued at very high speed as they are signed with the leader's private key and contain no proof of work.

Transaction processing on existing public blockchain networks requires high transaction fees to be paid to the network. The volume of transactions on the public blockchain networks increase, the fees will also increase. Due to high transaction fees, sending micro-transactions (or low value transactions) on the public blockchain networks are

not economically feasible as the value of such transactions is lower than the fees paid to process the transactions.

This background information is provided to reveal information believed by the applicant to be of possible relevance to the present invention. No admission is necessarily intended, nor should be construed, that any of the preceding information constitutes prior art against the present invention.

SUMMARY OF THE INVENTION

With the above in mind, embodiments of the present invention are related to a method of capturing the Decentralization, Scalability and Security (DSS) constraints for blockchain networks.

In some embodiments, the method may further comprise quantifying the Decentralization, Scalability and Security levels based on various blockchain parameters.

Furthermore, embodiments of the invention may be directed to a system and associated methods for communicating the tuning parameters to the nodes in a blockchain network, so that the network can be tuned in an adaptive manner.

In some embodiments, the method may further comprise a unified model for tuning blockchain, without use of hard forks.

In some embodiments, the method may further comprise creating application-specific blockchain flavors which desired levels of Decentralization, Scalability and Security.

In some embodiments, the method may further comprise an adaptive tuning approach for blockchain parameters to meet the desired levels of Decentralization, Scalability and Security.

In some embodiments, the method may further comprise secure communication of the tuning parameters to the nodes in the blockchain network. The advantages to this embodiment of the invention for communicating the tuning parameters are as follows:

Allows changing the blockchain parameters dynamically, typically without expensive hard forks.

Allows the network to continue to process transactions while the changes are being applied.

Provides a secure way of deciding what changes are to be applied and how the changes are to be communicated.

Provision for rollbacks and checkpointing to handle anomalous conditions.

Another embodiment of the invention may be directed to a system for tuning the scalability of a blockchain network through an on-chain scaling approach to increase transaction throughput and reduce transaction latency.

Furthermore, embodiments of the invention may be directed to a system for tuning the scalability of a blockchain network through an off-chain scaling approach to enable micro-transactions between parties. The privacy of the micro-transactions on the private chain in the off-chain scaling embodiment is preserved as only a summarized view of the micro-transactions received in a particular time-period is recorded on the main blockchain. Use of specific protocols for communication of the tuning parameters in a secure, fault-tolerant and consistent manner that allows checkpointing and rollback is also provided.

Another embodiment of the invention may be directed to a system for checkpointing transactions between private and public blockchain networks.

Another embodiment of the invention may be directed to a system for cross-chain payments.

5

Another embodiment of the invention may be directed to a method of smart contract mirroring

Another embodiment of the invention may be directed to a method of transaction replication and partitioning to speed up transactions.

Another embodiment of the invention may be directed to a method of filtering transactions into different classes and processing the transaction on private or public blockchain networks based on the class of transaction.

Embodiments of the present invention differ from existing off-chain solutions such as the Lightning Network and Raiden Network which leverage bidirectional payment channels to address the issues of scalability, latency and transaction fees for blockchain based payment applications and token transfers. Payment channels allow off-chain transfer of on-chain tokens or cryptocurrencies. A payment channel is created between two participants by depositing a certain amount of tokens in smart contract. A payment channel is an agreement between two participants where the sender sets up a deposit in a smart contract for the receiver. Payments or transfer of tokens between the participants can then be done by sending signed messages without going through global consensus on the blockchain. Eventual settlement of payments between the participants happens when a payment channel is closed by either participant. The payment channel smart contract validates the last signed message and settles the claims. Payment channels can also be combined into a network, where a path connecting any two participants can be found. This allows payments between participants, who do not have direct channels between each other. A limitation of payment channels is that the participants need to lock up tokens in a payment channel contract upfront. The value of a payment cannot exceed the deposit used to setup a payment channel. Embodiments of the present invention adopt a different approach from payment channels by using a combination of public and private blockchain network with regular synchronization and checkpointing of transactions and mirroring of smart contract states. This approach does not require locking up funds upfront as in the case of payment channels. Double spending is prevented by synchronizing the accounts at regular intervals and combining and recording the transactions (done on a private blockchain) to a public blockchain network. Additionally, for accounts participating in off the public chain transfers (i.e. transfers on a private blockchain), the withdrawal or transfer of tokens from the public blockchain accounts can be disabled or locked through the use of smart contracts, to prevent the same funds from being sent elsewhere in the time interval between two synchronization points.

A system of one or more computers can be configured to perform particular operations or actions by virtue of having software, firmware, hardware, or a combination of them installed on the system that in operation causes or cause the system to perform the actions. One or more computer programs can be configured to perform particular operations or actions by virtue of including instructions that, when executed by data processing apparatus, cause the apparatus to perform the actions. One general aspect includes a method of synchronizing transactions between private and public blockchains including: receiving a first plurality of transactions on a first private blockchain network. The method of synchronizing transactions also includes recording the first plurality of transactions to a first private block on the first private blockchain network. The method of synchronizing transactions also includes receiving a second plurality of transactions on the first private blockchain network. The

6

method of synchronizing transactions also includes recording the second plurality of transactions to a second private block on the first private blockchain network. The method of synchronizing transactions also includes generating a first merged block including the first private block and the second private block. The method of synchronizing transactions also includes recording the first merged block to a single block on a second blockchain network. The method of synchronizing transactions also includes recording each of the first private block, the second private block, and the first merged block to a smart contract linked to the first private blockchain network, defining a first private smart contract. The method of synchronizing transactions also includes performing a synchronization process between the first private smart contract and a second smart contract linked to the second blockchain network, defining a second smart contract. The method of synchronizing transactions also includes performing a checkpointing process between the first private smart contract and the second smart contract including recording the state of the first private smart contract to the second smart contract, defining a checkpointed first private smart contract. The method of synchronizing transactions also includes where the first private blockchain network has a parameter difference from the second blockchain network selected from the group including of block generation time, number of network nodes, number of connected peers, minimum network bandwidth requirement, minimum mining processing power requirement, minimum mining disk input/output requirement, minimum mining memory requirement, mining bootstrap time requirement, transaction throughput, transaction latency, stale block rate, and block propagation delay. Other embodiments of this aspect include corresponding computer systems, apparatus, and computer programs recorded on one or more computer storage devices, each configured to perform the actions of the methods.

Implementations may include one or more of the following features. The method where: the second blockchain network is a public blockchain network. The method may also include the second smart contract is a public smart contract. The method where: the first plurality of transactions includes a plurality of transactions between two users, each transaction between the two users including a transfer of tokens from one user to the other, each user having an account on each of the first private blockchain network and the second blockchain network. The method may also include the first merged block includes a combined transaction including a net token value equaling the net of transfers of tokens between the two users in the plurality of transactions between the two users. The method where the first private smart contract is a multi-signature smart contract including a plurality of signatures, each signature being associated with a user. The method where an identity of a user having a signature included by the first private smart contract is validated by an identity verification and certification procedure. The method where the identity verification and certification procedure includes retrieving identity verifying information from an identity verification blockchain network. The method where the first private smart contract includes at least three signatures, each signature being associated with a separate user. The method further including: receiving a third plurality of transactions on a second private blockchain network. The method may also include recording the third plurality of transactions to a third private block on the second private blockchain network. The method may also include receiving a fourth plurality of transactions on the second private blockchain network. The

method may also include recording the fourth plurality of transactions to a fourth private block on the second private blockchain network. The method may also include generating a second merged block including the third private block and the fourth private block. The method may also include recording the second merged block to a single block on the public blockchain network. The method may also include recording each of the third private block, the fourth private block, and the second merged block to a smart contract linked to the second private blockchain network, defining a second private smart contract. The method may also include performing a synchronization process between the second private smart contract and the public smart contract. The method may also include performing a checkpointing process between the second private smart contract and the public smart contract including recording the state of the second private smart contract to the public smart contract, defining a checkpointed second private smart contract. The method may also include where the second private blockchain network has a parameter difference from the public blockchain network selected from the group including of block generation time, number of network nodes, number of connected peers, minimum network bandwidth requirement, minimum mining processing power requirement, minimum mining disk input/output requirement, minimum mining memory requirement, mining bootstrap time requirement, transaction throughput, transaction latency, stale block rate, and block propagation delay. The method further including: receiving a third plurality of transactions on a second private blockchain network. The method may also include recording the third plurality of transactions to a third private block on the second private blockchain network. The method may also include receiving a fourth plurality of transactions on the second private blockchain network. The method may also include recording the fourth plurality of transactions to a fourth private block on the second private blockchain network. The method may also include generating a second merged block including the third private block and the fourth private block. The method may also include recording the second merged block to a single block on the public blockchain network. The method may also include recording each of the third private block, the fourth private block, and the second merged block to a smart contract linked to the second private blockchain network, defining a second private smart contract. The method may also include performing a synchronization process between the second private smart contract and a second smart contract linked to the public blockchain network, defining a second public smart contract. The method may also include performing a checkpointing process between the second private smart contract and the public smart contract including recording the state of the second private smart contract to the second public smart contract, defining a checkpointed second private smart contract. The method may also include where the second private blockchain network has a parameter difference from the public blockchain network selected from the group including of block generation time, number of network nodes, number of connected peers, minimum network bandwidth requirement, minimum mining processing power requirement, minimum mining disk input/output requirement, minimum mining memory requirement, mining bootstrap time requirement, transaction throughput, transaction latency, stale block rate, and block propagation delay. The method where the synchronization process includes: determining an account on the first private blockchain network that has a token balance decrease, defining a decreasing account. The method may also include moving a value of the token

balance decrease from an account on the public blockchain network corresponding to the decreasing account to a vault account on the public blockchain network. The method may also include determining if a total token supply on the private blockchain network has increased since an immediate previous synchronization process. The method may also include if the total token supply on the private blockchain network has increased, creating new tokens and sending them to the vault account. The method may also include if the total token supply on the private blockchain network has not increased, burning an amount of tokens from the vault account equal to the token balance decrease. The method may also include determining an account on the first private blockchain network that has a token balance increase, defining an increasing account. The method may also include moving a value of the token balance increase from the vault account to an account on the public blockchain network corresponding to the increasing account. The method where the second blockchain network is a second private blockchain network and the second smart contract is a second private smart contract, the method further including. The method may also include receiving a third plurality of transactions on the first private blockchain network. The method may also include recording the third plurality of transactions to a third private block on the first private blockchain network. The method may also include receiving a fourth plurality of transactions on the first private blockchain network. The method may also include recording the fourth plurality of transactions to a fourth private block on the first private blockchain network. The method may also include generating a second merged block including the third private block and the fourth private block. The method may also include recording the second merged block to the second private blockchain network. The method may also include generating a third merged block including each of the first and second merged blocks. The method may also include recording the third merged block to a third blockchain network. The method where the second private blockchain network has a parameter difference from each of the first private blockchain network and the third blockchain network selected from the group including of block generation time number of network nodes, number of connected peers, minimum network bandwidth requirement, minimum mining processing power requirement, minimum mining disk input/output requirement, minimum mining memory requirement, mining bootstrap time requirement, transaction throughput, transaction latency, stale block rate, and block propagation delay. The method where: a block generation time of the first private blockchain network is within a range from 1 millisecond (ms) to 10 ms, a block generation time of the second private blockchain network is within a range from 1 second to 10 seconds, and a block generation time of the third blockchain network is within a range from 1 minute to 10 minutes. The method further including: recording the third and fourth private blocks and the second merged block to the first private blockchain smart contract. The method may also include performing a synchronization process between the first private smart contract and the second smart contract. The method may also include performing a checkpointing process between the first private smart contract and the second private smart contract including recording the state of the first private smart contract to the second private smart contract, redefining the checkpointed first private smart contract. The method may also include recording each of the first, second, and third merged blocks to a third smart contract linked to the second private blockchain network, defining a third private smart contract. The method may also

include performing a synchronization process between the third private smart contract and a fourth smart contract linked to the third blockchain network, defining a fourth smart contract. The method may also include performing a checkpointing process between the third private smart contract and the fourth smart contract including recording the state of the third private smart contract to the fourth smart contract, defining a checkpointed third private smart contract. The method where the third blockchain network is a public blockchain network. The method further including: applying a filter to the first plurality of transactions. The method may also include determining a subset of transactions of the first plurality of transactions. The method may also include excluding the subset of transactions from being recorded to the first merged block. The method further including: identifying a failure of the first private blockchain network. The method may also include recording a transaction on the first private blockchain network to a first private blockchain network transaction log, defining a logged transaction. The method may also include retrieving the checkpointed first private smart contract from the second smart contract. The method may also include recording the checkpointed first private smart contract to the first private blockchain network, defining a restored first private smart contract. The method may also include recording the logged transaction to the restored first private smart contract. Implementations of the described techniques may include hardware, a method or process, or computer software on a computer-accessible medium.

Further embodiments of the invention may include a method of synchronizing transactions between private and public blockchains including: receiving a first plurality of transactions on a first private blockchain network. The method of synchronizing transactions also includes recording the first plurality of transactions to a first private block on the first private blockchain network. The method of synchronizing transactions also includes receiving a second plurality of transactions on the first private blockchain network. The method of synchronizing transactions also includes recording the second plurality of transactions to a second private block on the first private blockchain network. The method of synchronizing transactions also includes generating a first merged block including the first private block and the second private block. The method of synchronizing transactions also includes recording the first merged block to a single block on a public blockchain network. The method of synchronizing transactions also includes recording each of the first private block, the second private block, and the first merged block to a smart contract linked to the first private blockchain network, defining a first private smart contract; performing a synchronization process between the first private smart contract and a smart contract linked to the public blockchain network, defining a public smart contract, the synchronization process including. The method of synchronizing transactions also includes determining an account on the first private blockchain network that has a token balance decrease, defining a decreasing account. The method of synchronizing transactions also includes moving a value of the token balance decrease from an account on the public blockchain network corresponding to the decreasing account to a vault account on the public blockchain network. The method of synchronizing transactions also includes determining if a total token supply on the private blockchain network has increased since an immediate previous synchronization process. The method of synchronizing transactions also includes if the total token supply on the private blockchain network has increased,

creating new tokens and sending them to the vault account. The method of synchronizing transactions also includes if the total token supply on the private blockchain network has not increased, burning an amount of tokens from the vault account equal to the token balance decrease. The method of synchronizing transactions also includes determining an account on the first private blockchain network that has a token balance increase, defining an increasing account. The method of synchronizing transactions also includes moving a value of the token balance increase from the vault account to an account on the public blockchain network corresponding to the increasing account. The method of synchronizing transactions also includes performing a checkpointing process between the first private smart contract and the second smart contract including recording the state of the first private smart contract to the public smart contract, defining a checkpointed first private smart contract. The method of synchronizing transactions also includes where the first private blockchain network has a parameter difference from the public blockchain network selected from the group including of block generation time, number of network nodes, number of connected peers, minimum network bandwidth requirement, minimum mining processing power requirement, minimum mining disk input/output requirement, minimum mining memory requirement, mining bootstrap time requirement, transaction throughput, transaction latency, stale block rate, and block propagation delay. The method of synchronizing transactions also includes where the first private smart contract is a multi-signature smart contract including a plurality of signatures, each signature being associated with a user. Other embodiments of this aspect include corresponding computer systems, apparatus, and computer programs recorded on one or more computer storage devices, each configured to perform the actions of the methods.

Implementations may include one or more of the following features. The method where: the first plurality of transactions includes a plurality of transactions between two users, each transaction between the two users including a transfer of tokens from one user to the other, each user having an account on each of the first private blockchain network and the public blockchain network. The method may also include the first merged block includes a combined transaction including a net token value equaling the net of transfers of tokens between the two users in the plurality of transactions between the two users. Implementations of the described techniques may include hardware, a method or process, or computer software on a computer-accessible medium.

Further embodiments of the invention may include a system for synchronizing transactions between private and public blockchains including: a processor. The system also includes a data store positioned in communication with the processor. The system also includes a network communication device positioned in communication with each of the processor, the data store, and a network. The system also includes where the network communication device is operable to receive a first plurality of transactions on a first private blockchain network. The system also includes where the processor is operable to record the first plurality of transactions to a first private block on the first private blockchain network. The system also includes where the network communication device is operable to receive a second plurality of transactions on the first private blockchain network. The system also includes where the processor is operable to record the second plurality of transactions to a second private block on the first private blockchain

11

network. The system also includes where the processor is operable to generate a first merged block including the first private block and the second private block. The system also includes where the processor is operable to record the first merged block to a single block on a second blockchain network. The system also includes where the processor is operable to record each of the first private block, the second private block, and the first merged block to a smart contract linked to the first private blockchain network, defining a first private smart contract. The system also includes where the processor is operable to perform a synchronization process between the first private smart contract and a second smart contract linked to the second blockchain network, defining a second smart contract. The system also includes where the processor is operable to perform a checkpointing process between the first private smart contract and the second smart contract including recording the state of the first private smart contract to the second smart contract, defining a checkpointed first private smart contract. The system also includes where the first private blockchain network has a parameter difference from the second blockchain network selected from the group including of block generation time, number of network nodes, number of connected peers, minimum network bandwidth requirement, minimum mining processing power requirement, minimum mining disk input/output requirement, minimum mining memory requirement, mining bootstrap time requirement, transaction throughput, transaction latency, stale block rate, and block propagation delay.

Further embodiments of the invention are directed to a method of processing and validating transactions on a multi-chain network comprising receiving a first plurality of transactions, recording the first plurality of transactions to a first block on a first blockchain in a multi-chain network, and receiving a second plurality of transactions. The method may further comprise recording the second plurality of transactions to a second block on the first blockchain in the multi-chain network, publishing the first and second plurality of transactions to a first managed topic associated with the multi-chain network on a first messaging server, defining a first published transactions, and transmitting the first published transactions to a first subscriber, defining a first transmitted transaction. Receipt of the first transmitted transaction by the first subscriber may initiate the generation of a first merged block comprising the first published transactions and recording of the first merged block to a second blockchain on the multi-chain network. The first blockchain may have a parameter difference from the second blockchain selected from the group consisting of block generation time, transaction throughput, transaction latency, stale block rate, block propagation delay and consensus algorithm used.

In some embodiments, the first blockchain may be a private blockchain and the second blockchain may be a public blockchain. In some embodiments, the first plurality of transactions may comprise at least one of transferring value from one account to another, transferring value between smart contracts, sending a message to a topic or a smart contract, recording key-value pairs on the first blockchain, or storing data in a blockchain database.

In some embodiments the first plurality of transactions may comprise a plurality of transactions between two users, each transaction between the two users comprising a transfer of tokens from one user to the other, each user having an account on each of the first blockchain and the second blockchain. The first merged block may comprise a combined transaction comprising a net token value equaling the

12

net of transfers of tokens between the two users in the plurality of transactions between the two users.

In some embodiments, the second blockchain is comparatively de-centralized when compared to the first blockchain. In some embodiments, the second blockchain may have at least one of a block time that is greater than a block time of the first blockchain or a block generation time that is greater than a block generation time of the first blockchain.

In some embodiments, the method may further comprise receiving a third plurality of transactions, recording the third plurality of transactions to a third block on the first blockchain in the multi-chain network, and receiving a fourth plurality of transactions. The method may further comprise recording the fourth plurality of transactions to a third block on the first blockchain in the multi-chain network, publishing the third and fourth plurality of transactions to the first managed topic associated with the multi-chain network on the first messaging server, defining a second published transactions, and transmitting the second published transactions to the first subscriber, defining a second transmitted transaction. Additionally, the method may further comprise publishing the first and second published transactions to a second managed topic associated with the multi-chain network on the first messaging server, defining a first merged published transactions and transmitting the first merged published transactions to a second subscriber, defining a first merged transmitted transaction. Receipt of the first merged transmitted transaction by the second subscriber initiates the generation of a third merged block comprising the first merged transmitted transaction and recording the third merged block to a third blockchain on the multi-chain network. The second blockchain may have a parameter difference from the third blockchain selected from the group consisting of block generation time, transaction throughput, transaction latency, stale block rate, block propagation delay and consensus algorithm used.

In some embodiments, the method may further comprise receiving a third plurality of transactions, recording the third plurality of transactions to a first block on a third blockchain in the multi-chain network, and receiving a fourth plurality of transactions. Additionally, the method may further comprise recording the fourth plurality of transactions to a second block on the third blockchain in the multi-chain network, publishing the third and fourth plurality of transactions to a second managed topic associated with the multi-chain network on the first messaging server, defining a second published transactions, and transmitting the second published transactions to a second subscriber, defining a second transmitted transaction. Receipt of the second transmitted transaction by the second subscriber may initiate the generation of a second merged block comprising the second published transactions and recording of the second merged block to a fourth blockchain on the multi-chain network. Additionally, the third blockchain may be a parameter difference from the fourth blockchain selected from the group consisting of block generation time, transaction throughput, transaction latency, stale block rate, block propagation delay and consensus algorithm used.

Other embodiments of this aspect include corresponding computer systems, apparatus, and computer programs recorded on one or more computer storage devices, each configured to perform the actions of the methods.

BRIEF DESCRIPTION OF THE DRAWINGS

FIG. 1 is an illustration of the blockchain account types and interactions.

13

FIG. 2 is an illustration of an existing blockchain design used by public blockchain networks such as Ethereum.

FIG. 3 is an illustration of the Decentralization, Scalability and Security (DSS) framework for a blockchain network, according to an embodiment of the invention.

FIG. 4 is an illustration of exemplary decentralization, scalability and security parameters, according to an embodiment of the invention.

FIG. 5 is an illustration of unified model and protocol for tuning blockchain, according to an embodiment of the invention.

FIG. 6 is an illustration of a method for creating application-specific blockchain flavors, according to an embodiment of the invention.

FIG. 7 is an illustration of a method for adaptive tuning of blockchain parameters, according to an embodiment of the invention.

FIG. 8 is an illustration of the structure of control messages as extension to the existing Ethereum Blockchain Wire Protocol, according to an embodiment of the invention.

FIG. 9 is an illustration of blockchain design for increasing scalability (on-chain approach), according to an embodiment of the invention.

FIG. 10 is an illustration of the structure for a micro-block in the on-chain scaling approach, according to an embodiment of the invention.

FIG. 11 is an illustration of an off-chain scaling approach, according to an embodiment of the invention.

FIG. 12 is an illustration of super-chains and sub-chains as used in the off-chain scaling approach, according to an embodiment of the invention.

FIG. 13 is an illustration of the checkpointing process between private and public blockchains and the interfaces involved, according to an embodiment of the invention;

FIG. 14 is an illustration of checkpointing process between private and public blockchains with the use of a public-private gateway, according to an embodiment of the invention.

FIG. 15 is an illustration of a cross-chain payments process, according to an embodiment of the invention.

FIG. 16 is an illustration of interchain transactions and a payments bridge, according to an embodiment of the invention.

FIG. 17 is an illustration of fast and low cost transactions on a private blockchain network with periodic checkpointing on a public blockchain network, according to an embodiment of the invention.

FIG. 18 is an illustration of an example of transactions processed on a private blockchain network (off the main public chain), according to an embodiment of the invention.

FIG. 19 is an illustration of an example of combined transactions processed on a public blockchain network, according to an embodiment of the invention.

FIG. 20 is an illustration of an example synchronizing transactions between private and public blockchains, according to an embodiment of the invention.

FIG. 21 is an illustration of an example synchronizing transactions between multiple private and public blockchains, according to an embodiment of the invention.

FIG. 22 is an illustration of a method of smart contract mirroring, according to an embodiment of the invention.

FIG. 23 is an illustration of the use of multiple chains for replication, partitioning and transaction speedup, according to an embodiment of the invention.

FIG. 24 is an illustration of a transactions filter for filtering transactions into different classes, according to an embodiment of the invention.

14

FIG. 25 is an illustration of the use of a private blockchain infrastructure for offloading frequent transactions and big data, according to an embodiment of the invention.

FIG. 26 is an illustration of an exemplary cloud and blockchain backend architecture for a payments application, according to an embodiment of the invention.

FIG. 27 is an illustration of multi-signature and multi-party smart contracts on multiple private and permissioned blockchains which are synchronized and checkpointed to a single public blockchain, according to an embodiment of the invention.

FIG. 28 is an illustration of the multi-signature and multi-party smart contracts in a Letter of Credit application, according to an embodiment of the invention/

FIG. 29 is an illustration of "soft" smart contracts, according to an embodiment of the invention.

FIG. 30 is a reference implementation of a token smart contract synchronizing service that syncs token smart contracts between a private blockchain and a public blockchain, according to an embodiment of the invention.

FIG. 31 is an illustration of a distributed publish-subscribe messaging framework according to an embodiment of the invention.

FIG. 32 is an illustration of the consumer/subscriber actions supported in the publish-subscribe messaging framework according to an embodiment of the invention.

FIG. 33 is an illustration of a BlockGrid architecture according to an embodiment of the invention.

FIG. 34 is an illustration of relationships between blocks on different blockchains within the BlockGrid architecture according to an embodiment of the invention.

FIG. 35 is an illustration of transaction and state storage in the BlockGrid network according to an embodiment of the invention.

FIG. 36 is an illustration of different transaction types which are routed through the bulletin board publish-subscribe framework according to an embodiment of the invention.

DETAILED DESCRIPTION OF THE INVENTION

The present invention will now be described more fully hereinafter with reference to the accompanying drawings, in which preferred embodiments of the invention are shown. This invention may, however, be embodied in many different forms and should not be construed as limited to the embodiments set forth herein. Rather, these embodiments are provided so that this disclosure will be thorough and complete, and will fully convey the scope of the invention to those skilled in the art. Those of ordinary skill in the art realize that the following descriptions of the embodiments of the present invention are illustrative and are not intended to be limiting in any way. Other embodiments of the present invention will readily suggest themselves to such skilled persons having the benefit of this disclosure. Like numbers refer to like elements throughout.

Although the following detailed description contains many specifics for the purposes of illustration, anyone of ordinary skill in the art will appreciate that many variations and alterations to the following details are within the scope of the invention. Accordingly, the following embodiments of the invention are set forth without any loss of generality to, and without imposing limitations upon, the claimed invention.

In this detailed description of the present invention, a person skilled in the art should note that directional terms,

15

such as “above,” “below,” “upper,” “lower,” and other like terms are used for the convenience of the reader in reference to the drawings. Also, a person skilled in the art should notice this description may contain other terminology to convey position, orientation, and direction without departing from the principles of the present invention.

Furthermore, in this detailed description, a person skilled in the art should note that quantitative qualifying terms such as “generally,” “substantially,” “mostly,” and other terms are used, in general, to mean that the referred to object, characteristic, or quality constitutes a majority of the subject of the reference. The meaning of any of these terms is dependent upon the context within which it is used, and the meaning may be expressly modified.

Referring now to FIG. 1, for example, and without limitation, blockchain account types and interactions between them, are described in more detail. Blockchain is a distributed and public ledger which maintains records of all the transactions. A blockchain network **100** is a truly peer-to-peer network and it does not require a trusted central authority or intermediaries to authenticate or to settle the transactions or to control the network infrastructure. Users can interact and transact with the blockchain networks through Externally Owned Account (EOAs) **110**, which are owned and controlled by the users. Each EOA **110** has an account address **102**, account public-private keys **104** and a balance **106** (in certain units of a Cryptocurrency associated with the Blockchain network) associated with it. EOAs do not have any associated code. All transactions **120** on a blockchain network are initiated by EOAs. These accounts can send transactions to other EOAs or contract accounts. Another type of accounts support by second generation programmable Blockchain platforms are the Contract Accounts **108**. A Contract Account **108** is created and owned by an EOA **110**, is located at a contract address **112**, and is controlled by the associated contract code **114** which is stored with the contract account **108**. Additionally, the contract account **108** may comprise a balance **116**, which may be identical to the balance **106** of the EOA **110**. The contract code **114** execution is triggered by transactions **118** sent by EOAs or messages sent by other contracts.

Referring now to FIG. 2, for example, and without limitation, a structure of blockchain is described in more detail. A blockchain comprises a sequence of blocks **150**, **152**, **154** generated after block intervals **192**, **194**, where each block is identified by its cryptographic hash (the nonce field) **178** and references the hash of its parent block. The cryptographic hash of a block is used to verify that a sufficient amount of computation has been carried out on this block and the block contains a valid proof-of-work (PoW). Each block maintains records of all the transactions on the network received since the creation of its previous block. Instead of storing the information on all the transactions within the block itself, a special data structure called a Merkle tree is used to store the transactions and only the hash of the root of the Merkle tree is stored in the block. A block header **160** has the following fields:

Block Number (number) **164**: This is a scalar value equal to the number of ancestors of the block. For genesis block, the block number is zero.

Timestamp (timestamp) **180**: This is the UNIX timestamp value at the creation of the block.

Nonce (nonce) **178**: The nonce field is a 64-bit hash, which along with mixhash field is used to verify that a sufficient amount of computation has been carried out on this block, and the block contains a valid proof-of-work (PoW).

16

Mix Hash (mixhash) **166**: The mixhash field is a 256-bit hash, which along with nonce field is used to verify that the block contains a valid proof-of-work.

Parent Hash (prevhash) **162**: Each block in a blockchain is linked to its parent through the parentHash, which is the hash of the parent block header.

Coinbase Address (coinbase) **182**: This is a 20-byte address of the account to which all the rewards for mining of the block and the execution of contracts are transferred.

Block Difficulty (difficulty) **168**: This field specifies a difficulty value for mining. A block is valid only if it contains a valid proof-of-work (PoW) of a given difficulty.

Gas Limit (gas_limit) **184**: The gas limit value is the limit of gas expenditure for the block.

Gas Used (gas_used) **186**: This is the total gas used for all the transactions in the block.

Extra Data (extra_data) **170**: Optional 32-byte extra data can be provided in the block.

Uncles Hash (uncles_hash) **188**: This is the 32 byte hash of the RLP encoded list of uncle headers.

State Root (state_root) **174**: This is the 32 byte hash of the root of the block's state trie after the transactions are executed.

Transactions List Root (tx_list_root) **176**: This is the 32 byte hash of the root of the block's transaction trie which is populated with the transactions in the block.

Receipts Root (receipts_root) **190**: This is the 32 byte hash of the root of the block's receipts trie which is populated with the receipts of the transaction in the transactions list of the block.

Bloom Filter (bloom) **172**: Bloom filter composed from the set of logs created through execution of the transactions in the block.

Each of the block headers **156**, **158** may comprise the above-recited fields.

Referring to FIG. 3, a Decentralization, Scalability and Security (DSS) framework or theorem which captures the constraints between decentralization, scalability and security for a blockchain network, is described in more detail. An embodiment of the invention provides method for capturing the tradeoffs between blockchain decentralization, scalability and security. Decentralization, scalability and security for a blockchain network are defined as follows:

Decentralization: Decentralization **200** of a blockchain network is defined by the ability of the network to process and settle the transactions without the need for a central authority. A blockchain network is a truly peer-to-peer network and it does not require a trusted central authority or intermediaries to authenticate or to settle the transactions or to control the network infrastructure. The level of decentralization of a blockchain network depends on the resource requirements for the peers to participate in a network. Higher the resource requirements for peers, lowers the level of decentralization as only peers with powerful hardware will be able participate and mine on the network.

Scalability: Scalability **202** of a blockchain network is defined by the ability of the network to process a growing number of transactions. Scalability for a blockchain network is defined in terms of metrics such as transaction throughput and transaction latency. As a reference, Bitcoin network takes 10 min or longer to confirm transactions and achieves a throughput of 3-7 transactions/sec.

Security: Security **204** for a blockchain network is defined as the ability of the network to be secure against attackers and prevent double spending. Blockchain has

17

the ability to establish trust in a peer-to-peer network through a distributed consensus mechanism rather than relying on a powerful central authority.

The DSS theorem states that it is impossible to simultaneously provide high levels of Decentralization, Scalability and Security (DSS) for blockchain networks.

The levels of Decentralization (L_D), Scalability (L_{Sc}) and Security (L_{Se}) for blockchain networks are tunable subject to the following constraints:

$$L_{Sc} \propto (1/L_D)^a \propto (1/L_{Se})^b$$

where exponents a and b are dependent on the blockchain platform. The Decentralization, Scalability and Security (DSS) constraints according to an embodiment of the present invention are described as follows:

Scalability and Security: The level of scalability in a blockchain network is inversely proportional to the level of security. If a blockchain network is scaled-up to increase transaction throughput or decrease transaction latency, the level of security of the network decreases **214**. For example, a scaling-up measure such as reducing block interval period (to decrease transaction latency) reduces the level of security due to larger number of stale blocks being produced which do not contribute to the network security. Inversely, as scalability decreases, security increases **212**.

Scalability and Decentralization: The level of scalability in a blockchain network is inversely proportional to the level of decentralization. If a blockchain network is scaled-up to increase transaction throughput or decrease transaction latency, the level of decentralization of the network decreases **208**. For example, a scaling-up measure such as increasing block size (to increase transaction throughput) reduces the level of decentralization as the computational and storage load on each node will increase and the nodes running on commodity hardware will not be able to catch-up and mine on the network. Inversely, as scalability decreases, decentralization increases **210**.

Decentralization and Security: The level of decentralization in a blockchain network is directly proportional to the level of security or inversely proportional to level of insecurity **206**. If the level of decentralization of blockchain network is decreased, the security of the network decreases or insecurity increases **216**. For example, a lower-level of decentralization means that the network is controlled by groups of miners or mining pools. Mining pools can collude to compromise the security of the network and attempt a '51% attack'. In a 51% attack, the pool can rewrite the blockchain history and do double-spending to their advantage. Inversely, as decentralization increases, insecurity decreases **218**.

Referring now to FIG. 4, for example, and without limitation, the decentralization, scalability and security parameters, are described in more detail. The level of Decentralization (L_D) is quantified in terms of the following blockchain parameters **250**:

- N_T : Total number of nodes in the network **256**;
- N_P : Number of peers connected to each node **258**;
- B_p : Minimum bandwidth required by a node to mine on the network **260**;
- C_p : Minimum processing power required by a node to mine on the network **262**;
- D_p : Minimum disk I/O required by a node to mine on the network **264**;
- M_p : Minimum memory required by a node to mine on the network **268**; and

18

T_{bs} : Bootstrap time for a node to start mining **270**.
The level of Decentralization (L_D) is specified as:

$$L_D = \text{fn}(N_T, N_P, B_p, C_p, D_p, M_p, T_{bs})$$

where: $0 \leq L_D \leq 10$

$L_D=0$: No decentralization

$L_D=10$: Highly decentralized

The level of Scalability (L_{Sc}) is quantified in terms of the following blockchain parameters **252**:

P_{tx} : Transaction throughput **272**; and

T_{tx} : Transaction latency **274**.

The level of Scalability (L_{Sc}) is specified as:

$$L_{Sc} = \text{fn}(P_{tx}, T_{tx})$$

where:

$0 \leq L_{Sc} \leq 10$

$L_{Sc}=0$: No scalability

$L_{Sc}=10$: Highly scalable

The level of Security (L_{Se}) is quantified in terms of the following blockchain parameters **254**:

S_r : Stale block rate **276**; and

T_{bp} : Block propagation delay **278**.

The level of Security (L_{Se}) is specified as:

$$L_{Se} = \text{fn}(S_r, T_{bp})$$

where:

$0 \leq L_{Se} \leq 10$

$L_{Se}=0$: No security

$L_{Se}=10$: Highly secure

Referring now to FIG. 5, a unified model and protocol for tuning blockchain, is described in more detail. The unified model and protocol for tuning blockchain provides a standardized way of comparing various blockchain scalability approaches. With this model we can quantify the benefits of various scaling approaches in the form of DSS levels (where each level is on the scale of 0 to 10). The DSS model **300** can be created by learning the dependencies between DSS levels based on experimental measurement of the various blockchain parameters for a blockchain network. Each blockchain network has its own DSS model. The DSS model is dependent on the blockchain technology or platform (such as Bitcoin, Ethereum) and also its network deployment (e.g. public unpermissioned or private permissioned). Once a DSS model is built for a blockchain network, the blockchain can be tuned according to various scaling approaches, and the benefits of these approaches can be compared in the form of DSS levels. The tuning process involves providing the blockchain tuning parameters as input **302** to the DSS model **300** for a blockchain network. The output **304** of the DSS model are the levels of decentralization (L_D) **306**, scalability (L_{Sc}) **308** and security (L_{Se}) **310**, where the levels are related according to equation 312, with L_{Sc} **308** being inversely proportional to L_D **306** which is in turn inversely proportional to L_{Se} **310**. The tuning is also especially useful when nodes in the blockchain network fail or the network may be partitioned so that reallocation of work may be suitably done.

The DSS theorem described above is compatible with and complimentary to a consistency, availability and partition tolerance (CAP) theorem applied to a blockchain network. According to CAP for blockchain, a blockchain network is always be available and eventually-consistent. Whereas, according to DSS for a blockchain, a blockchain network cannot simultaneously have high levels of Decentralization, Scalability and Security. The levels of Decentralization, Scalability and Security for blockchain networks are tunable subject to the DSS constraints. Blockchain platforms may

use different consensus mechanisms, blockchain designs or parameters to tune the consistency, availability and partition-tolerance of the blockchain network. With a DSS model for a blockchain network, it is possible to quantify the effects of various consensus mechanisms, blockchain designs or parameters on the decentralization, scalability and security of the blockchain network. For example, with a DSS model, we can compare the effects of switching the consensus mechanism on a blockchain network from Proof-of-Work to Proof-of-Stake. Similarly, we can compare the effects of changing the block-size and block-interval parameters for a blockchain network.

Referring now to FIG. 6, a method aspect of the present invention for creating application-specific blockchain flavors, is described in more detail. The DSS unified model described above, allows creating application-specific blockchain flavors, which use the same blockchain technology or platform but differ only in the blockchain parameters. For example, the Ethereum blockchain platform can be used to create multiple blockchain networks or deployments, where each network may have a different level of decentralization, scalability and security based on the business or application requirements. For a blockchain network which is to be used for applications involving sensitive data (such as health-care), it may be desirable to have higher levels of security by compromising on the scalability or decentralization, having inputs **352** such as relatively smaller block sizes S_B of, for instance, 0.1 megabytes, and a block interval of 60 seconds which, when applied to the DSS model **350**, yielding output **354**. Whereas, for a blockchain network which is to be used for Internet of Things (IoT) applications, it may be desirable to have higher levels of scalability by compromising on the security or decentralization, having inputs **358** of a block size of 0.5 megabytes and a block interval of 60 seconds that, when DSS model **356** is applied, yields output **360**. One of ordinary skill in the art may perform this analysis.

Referring now to FIG. 7, a method aspect of the present invention for adaptive tuning of blockchain parameters, without significant client release updates, is described in more detail. The adaptive tuning method starts at step **380** with fixing the DSS levels for a blockchain based on application requirements. For example if a blockchain is to be used for applications requiring high transaction throughput, the scalability levels may be fixed to higher levels (such as 8-10) while the security and decentralization levels may be fixed to relatively lower levels (such as 4-6). Next, at step **382** use DSS model for the blockchain is used to determine the values of blockchain parameters required to meet the required DSS levels. Next, the blockchain can be setup with these values of blockchain parameters. Once the blockchain network is setup, the performance of the blockchain and its various metrics are monitored continuously, at step **384**, through specialized control packets/messages that request Quality of Performance (QoP) values that are measured throughout the network, and based on this a decision can be made to initiate, stop, or rollback adaptive tuning processes, so that the system is efficient and consistent. At step **386** the target DSS levels may be identified from the DSS model for the blockchain network. At step **388**, a check is performed if the DSS levels deviate from the desired levels. If the DSS levels deviate from the desired levels, the blockchain parameters are tuned, at step **390**, to meet the desired DSS levels.

Referring now to FIG. 8, the structure of control messages as extension to the existing Ethereum Blockchain Wire Protocol, is described in more detail. The GetQoP message **400** may comprise a Message ID **408** and is used to request the QoP metrics for the specified metric-IDs **410**, **412**, **414**.

The response to a GetQoP message is a QoP message **402** which contains a Message ID **416**, metric-IDs requested and their values **418**, **420**, **422**. The DSS model is used at regular intervals of time to compute the current DSS levels. If the current DSS levels deviate from the desired levels, the blockchain parameters can be tuned to meet the desired DSS levels. If there exist timeouts or some other problems (message losses or network fragmentation/node failures) with implementation of the tuning update, the system can rollback to previous parameters sets that were check-pointed or stored (with in an incremental manner or in an absolute manner; a choice that is related to storage and security requirements).

An embodiment of the invention provides a system and associated methods for communicating the tuning parameters to the nodes in a blockchain network, so that the network can be tuned in an adaptive manner. We propose a set of nodes called the ‘Supervisor’ nodes in a blockchain network who supervise the tuning updates to the blockchain. The supervisor nodes hold a stake in the blockchain network. The stake can be in the form of a bond. The supervisor nodes monitor the blockchain network performance and decide how to adjust the blockchain parameters, based on the adaptive tuning approach described above. The parameter update announcements are issued after the supervisor nodes come to a consensus on the updates to be made to the parameters. Once the supervisor nodes come to a consensus on an update, one of the supervisor nodes is randomly chosen to create an announcement message. The announcement message is signed by the supervisor node’s private key. The supervisor can also rollback or cancel the update to the last check-pointed state. These changes can be made as extensions to existing protocols, such as but not limited to Ethereum Wire Protocol, RLPx, Whisper, or SNMP and its variants. The NewTuningAnnouncement message **404** is used to announce an update to the tuning parameters. This message contains a Message ID **416**, an announcement number **426**, the address of the supervisor node issuing the announcement **428**, and the tuning parameter IDs and the respective values **430**, **432**. To rollback an announcement or update to tuning parameters, a supervisor can issue a RollbackTuningAnnouncement **406** which contains a Message ID **434**, the number of the announcement message **436**, which is rolled back, and the issuing supervisor node address **438**. We propose an enhancement to the existing blockchain wire protocols to allow the tuning announcement messages to be exchanged in a peer-to-peer blockchain network. The announcement messages are transmitted over the blockchain wire protocol (like other messages such as new block announcements). The underlying network and transport protocol allows the integrity of the announcement messages to be verified. Integrity verification is performed by recovering the public key from the signature and matching it with the expected value, for instance. The nodes in a blockchain network may continue to process the transactions while the announcement messages are propagated through the network. While these messages are being propagated, some miner nodes may use old tuning parameters for creating new blocks, whereas other miner nodes who received the announcement messages will use the latest announced blockchain parameters. This may lead to short forks being created on each new announcement. These forks are resolved when the next block is mined and the blocks using older parameters are ignored. Alternatively, the transactions may be halted for a period of synchronization before resum-

ing. Suitable checkpointing methods may be used to roll-back for any inconsistent application of parameters, or other faults and timeouts.

Referring now to FIG. 9, a method aspect of the present invention for on-chain scaling is described in more detail. A blockchain design comprising two types of blocks—normal blocks and microblocks, is presented. Normal blocks such as **500**, **502** are created by the miners on the blockchain network and require proof-of-work mining separated by a block interval **506**. A block is cryptographically secured by a nonce that proves that a certain amount of work was done to find the nonce input to the PoW algorithm. The normal blocks represents an eventually consistent state of the network, or points of consensus in the network. Micro-blocks, such as **504**, are generated in the block-interval between two normal-blocks. Micro-blocks are created by a ‘bonded-validator’ chosen by the network. There is no mining involved in creation of micro-blocks. The validator chosen after each normal block is created, generates micro-blocks by validating the transactions received after the creation of the last normal block and updates the state. Since no proof-of-work computation is involved, micro-blocks can be created at a very fast rate. Micro-blocks increase transaction throughput and reduce transaction latency in a blockchain network. The micro-block size and micro-block interval can be tuned. The structure of normal blocks is similar to the blocks in existing second generation blockchain networks such as Ethereum.

Referring now to FIG. 10, the structure of an exemplary microblock **550** and the fields **552** in a microblock are described in more detail as follows:

Micro-Block Number (number) **564**: This is the number of the micro-block.

Timestamp (timestamp) **556**: This is the UNIX timestamp value at the creation of the block.

Parent Hash (prevhash) **554**: Hash of the parent block header. Validator Address (address): This is the address of the account the validator who created the micro-block.

Gas Limit (gas_limit) **568**: The gas limit value is the limit of gas expenditure for the block.

Gas Used (gas_used) **570**: This is the total gas used for all the transactions in the block.

Extra Data (extra_data) **558**: Optional 32-byte extra data can be provided in the block.

State Root (state_root) **562**: This is the 32 byte hash of the root of the block’s state tree after the transactions are executed.

Transactions List Root (tx_list_root) **572**: This is the 32-byte hash of the root of the block’s transaction tree which is populated with the transactions in the block.

Receipts Root (receipts_root) **574**: This is the 32-byte hash of the root of the block’s receipts tree which is populated with the receipts of the transaction in the transactions list of the block.

Bloom Filter (bloom) **560**: Bloom filter composed from the set of logs created through execution of the transactions in the block.

Microblocks are generated by a ‘bonded-validator’ chosen by the network. Each validator owns a ‘stake’ in the network in the form of a bond or security-deposit. The validators who post a bond, or in other words, make the security deposit, are called ‘bonded validators’. Given a point of consensus (i.e. a block at a certain height), a validator is randomly selected and assigned the right to create micro-blocks till the next block is mined. The higher the security deposit made by a validator, higher is its probability of being chosen to create the micro-blocks.

Validators earn 10 rewards to validating transactions in micro-blocks. Any malicious validator who tries to cheat the network and vote for a microblock with invalid transactions loses its deposit and the right to generate new microblocks.

Referring now to FIG. 11, an off-chain scaling approach, is described in more detail. An embodiment of the invention provides a system, protocol, and associated methods for off-chain scaling of a blockchain network **600**. The off-chain scaling method involves one or more permissioned private chains or sub-chains **602** which are linked to the main blockchain through one or more smart contracts **604**. The participants in the blockchain network who need to transact frequently can register themselves on such a private and transact directly with each other rather than sending transactions through the main blockchain. The consensus mechanism in a permissioned private chain is controlled by a pre-selected set of nodes. Due to the permissioned model of consensus in a private chain, the consensus mechanism is much faster than the main blockchain. As a result, a private chain can enable micro-transactions between the participants which can be processed much faster. The state of a private chain is regularly checkpointed to the main blockchain through the smart contracts. Thus the main blockchain serves as a ‘summarized’ or ‘abstract’ version of all the private chains linked to it. For example, a single transaction can be created on the main chain which captures the multiple micro-transactions on the private chain **608**, **610**, **612**.

Referring now to FIG. 12, an illustration of super-chains and sub-chains as used in the off-chain scaling approach, is described in more detail. The off-chain scaling method involves one super-chain **650** and one or more levels of sub-chains **652**, **654**, **656**. The super-chain acts as summarized version of the level-1 sub-chain. Similarly, level-(N-1) sub-chain acts as a summarized version of the level-N sub-chain. A single block in the super-chain can include summarized transactions from multiple blocks in the sub-chain. For example, for a retail blockchain application, a sub-chain can capture the sale of individual items (as micro-transactions) and the super-chain can capture a summary of all the transactions every hour, such that a single transaction is created every hour showing one summary sale of all the items sold in that hour. The DSS unified model can be used to tune the super-chain and sub-chains to meet the application requirements.

Referring now to FIG. 13, the checkpointing process between private and public blockchains and the interfaces involved, are described in more detail. Transactions are typically conducted on private permissioned blockchain networks **706**, **708** that may share a global database **700** through a private blockchain database manager/network **718**. Selected (and expensive/infrequent) transactions are checkpointed **716** on the public blockchain **702**. The use of smart contracts allows suitable identification and processing of transactions in private or public blockchains and checkpointing at select times through use of policies that may be dynamically enforced. This approach improves the efficiency, speed and reduces the cost of transactions. The private permissioned blockchain networks **706**, **708** may be used for multiple e-commerce applications, including trading, payments, HR, taxes, auctions, etc. Private permissioned blockchain networks **706**, **708** carry out the majority of the smart contracts and other transactions on the B interfaces **714**, while periodically checkpointing to the Public Blockchain **702** to synchronize some bulk/block transactions. This reduces the costs and tariff incurred if directly using the A Interface **712** for all transactions.

23

Referring now to FIG. 14, is an illustration of checkpointing process between private and public blockchains with the use of a public-private gateway, are described in more detail. In this model, a public-private gateway that interfaces with the e-commerce infrastructure 710 through the C Interface 722 and forwards the transactions to the public blockchain 702 over the A Interface 704.

Referring now to FIG. 15, the cross-chain payments process, is described in more detail. In the scenarios illustrated in the figure, a User-1 770 having an account on a public blockchain network-1 754 sends a payment in a cryptocurrency or token on blockchain network-1 to User-2 768 who has an account on a public blockchain network-2 758. The public blockchain networks 754, 758, each having an associated database 764, 760, 762, interface with a private blockchain network 750 and its database 756 through blockchain bridges. Bridges allow inter-chain blockchain transactions. A blockchain bridge 766 receives transactions from a public blockchain network and forwards the transactions to the connected private blockchain network. Similarly, the transactions received from a private blockchain network are forwarded to the connected private blockchain network.

Referring now to FIG. 16, inter-chain transactions and payments bridge, are described in more detail. A bridge 804 connects two blockchain networks 800, 802 and allows transactions to be forwarded from one blockchain network to another. A bridge 804 may be implemented through a combination of blockchain accounts 812, 810, and smart contracts 806, 808, on the connected blockchain networks 800, 802, with on-chain or off-chain payment settlements 814 between the blockchain accounts.

Referring now to FIG. 17, an illustration of fast and low cost transactions on a private blockchain network with periodic checkpointing on a public blockchain network, is described in more detail. User-1 856 and User-2 860 have accounts on a private and permissioned blockchain network 850 and a public blockchain network 852. The private and permissioned blockchain network 850 is used for frequent transactions between the users 856, 860. The transactions are processed fast and with low fees on the private and permissioned blockchain network 850. The transactions between the users 856, 860 are checkpointed 858 on the public blockchain network 852 at regular intervals. During the checkpointing process, multiple transactions on the private and permissioned blockchain network 850 are combined into a single transaction and sent to the public blockchain network 852. A third blockchain network 854 may be used for user identity and access management.

Referring now to FIG. 18, an example of transactions processed on a private blockchain network (off the main public chain), is described in more detail. User-A 902, User-B 904, User-C 906, User-D 908 all have starting balances of 100 (in a certain cryptocurrency or a token which can be transacted on a private blockchain network). The table 900 shows examples of transactions that transfer value between the users. After the transactions in table 900 are processed, the ending balance of the User-A is 108, User-B is 107, User-C is 98 and User-D is 87.

Referring now to FIG. 19, and continuing to refer to FIG. 18, an example of combined transactions processed on a public blockchain network, is described in more detail. The transactions on the private blockchain network as shown in table 900, between the same pair of users are merged yielding a combined transactions 922. The merged transactions as shown in table 920 are sent to the public blockchain network. The values of the starting and ending balances of

24

User-A 902, User-B 904, User-C 906, User-D 908 for the transactions processed on the private blockchain network are the same as the merged transactions processed on the public blockchain network. To prevent double spending from accounts participating in off the public chain transfers (i.e. transfers on the private chain), the accounts on the public blockchain can be locked in the time interval between two synchronization points of the private and public chains. This is to prevent the transfer of tokens from accounts on the public chain while there are unsynchronized transactions on the private chain. Smart contracts on the public blockchain can be used for locking the accounts and preventing transfer or withdrawal of tokens while there are unsynchronized transactions on the private chain.

Referring now to FIG. 20, an example synchronizing transactions between private and public blockchains, is described in more detail. Private blockchain network 950 has fast block generation time as a result the transactions can be processed very fast. The consensus mechanism on the private blockchain network 950 can be chosen such that the transaction can be processed with negligible or near zero fees. Public blockchain network 952 may be relatively de-centralized with respect to the private blockchain network 950 and may have slower block generation time and, as a result, transactions are processed slower on the public blockchain. Public blockchain networks typically have high transaction fees. By merging multiple transaction on the private blockchain into a single transaction on the public blockchain, the effective fees paid per transaction can be lowered.

Referring now to FIG. 21, an example synchronizing transactions between multiple private and public blockchains, is described in more detail. The private blockchain network 954 has fast block generation time (of the order of few milliseconds) and the transactions are processed very fast. The transactions on the private blockchain network 954 (between the same pair of users and received in a given time interval) are merged and sent to the private blockchain network 956 which has slower block generation time (of the order of few seconds) than private blockchain network 954. The transactions on the private blockchain network 956 (between the same pair of users and received in a given time interval) are merged and sent to the public blockchain network 958 which has slow block generation time (of the order of few minutes) than private blockchain network 954.

Referring now to FIG. 22, a method of smart contract mirroring, is described in more detail. The same smart contract (such as an ERC20 token contract) can be deployed on the private and public blockchain networks 1000, 1002. The smart contract 1006 on the private blockchain network 1000 is mirrored 1010 as the smart contract 1008 on the public blockchain network 1002 where the transactions on the private blockchain and periodically synchronized and checkpointed on the public blockchain network. The private blockchain network 1000 can process the transactions very fast and with near zero transaction fees. The transactions are periodically combined and sent in the public blockchain network 1002 thus synchronizing the smart contracts on the private and public chains. The sync and checkpointing process 1004 can be triggered at fixed time intervals (such as every few hours) or after fixed number of blocks on the private chain (e.g. after every 100 blocks on the private chain). Private blockchain network 1000 may adopt a different consensus algorithm (such as Proof of Authority or Delegated Proof of Stake) from the public blockchain network 1002.

25

Referring now to FIG. 23, the use of multiple chains for replication, partitioning and transaction speedup, is described in more detail. Private and permissioned blockchain networks **1050**, **1054**, **1056** have the same smart contract deployed at addresses **1068**, **1070**, **1064** and mirrored to the smart contract **1066** deployed on the public blockchain network **1052**. Multiple private and permissioned blockchain networks are used for the purposes of replication, partitioning and transaction speedup. For example, in a payment application, all transactions between a subset-1 of users can be processed on private and permissioned blockchain network **1050**, whereas transactions between another subset-2 of users can be processed on the private and permissioned blockchain network **1054**, thus partitioning the transaction processing for the payment application across two blockchain. Another use of having multiple private and permissioned blockchain networks **1050**, **1054**, **1056** to process transactions for an application is that while one network is being synchronized and checkpointed **1058**, **1060**, **1062** with the public blockchain network **1052**, the transactions can be sent to the other private blockchain network to prevent double spending.

Referring now to FIG. 24, a transactions filter for filtering transactions into different classes, is described in more detail. Transactions sent by users **1082** between private blockchain networks **1000** and public blockchain networks **1002** that are synced and checkpointed **1004** are filtered by a transactions filter **1080** based on the transaction value, sender and receiver information, source of transaction and other meta-data associated with the transaction. The transaction filtering process can segregate the transactions into different classes such as follows:

Class 1: Small value transactions are completed on private blockchain with no syncing.

Class 2: Large value transactions are synced immediately.

Class 3: Other transactions will be synced in batch mode.

Class 4: Transactions which seem suspicious are sent for additional processing.

Referring now to FIG. 25, the use of a private blockchain infrastructure to offload frequent transactions and big data, is described in more detail. Since blockchain and smart contracts are not designed to store large amounts of data and big files, such information can be stored on a decentralized storage platform (such as IPFS or Swarm). In this approach, while the data is stored off the blockchain within a storage platform, the hash of the data (which is used to uniquely identify the data) is stored on the blockchain as state variables within a smart contract. The benefit of this approach is that while standardized data fields can be stored as state variables in a smart contract, the abstract data types and large files can be stored off the blockchain and pointers to the data (content-hash) stored with the smart contracts **1106**, **1112**. For scaling and speeding up applications that involve frequent transactions between users or devices (such as IoT applications) or applications that involve large amounts of data (such as healthcare applications), a private blockchain infrastructure comprising a private blockchain network **1104**, a private blockchain database **1100** and a private decentralized storage network **1102** is used. While the private blockchain infrastructure is used for offloading frequent transactions and big data, a public blockchain infrastructure comprising a public blockchain network **1110**, a public blockchain database **1114** and public private decentralized storage network **1116** is used for combined or important or summarized transactions and data. Data can be synchronized and checkpointed **1108** between the private and public blockchain networks **1104**, **1110**.

26

Referring now to FIG. 26, an exemplary cloud and blockchain backend architecture for a payments application, is described in more detail. Users **1200** can access the payment application through a mobile or web application **1202** which communicates with the application backend (cloud and blockchain) through APIs. The access to the backend APIs is controlled through the API gateway **1204**. A number of compute instances **1208**, **1210**, **1212**, under one load balancer **1206** may run the application servers. The application data is stored in a replicated master-slave database comprising a master database instance **1214** and a slave database instance **1216**. The application servers process the API requests (such as for transfer of tokens on the blockchain) and post transactions to a private blockchain network **1218**. To enable the application servers to communicate with the private blockchain network **1218**, the compute instances on which such application servers run also have blockchain client applications installed. The blockchain transactions and the state of smart contracts are synchronized and checkpointed **1220** on the public blockchain network **1222** at regular time intervals. The advantages of using an architecture as illustrated in FIG. 25 are as follows:

Web and mobile applications do not have to be aware of the blockchain platform being used. The web and mobile applications (which are themselves deployed on a server or local machine or device) need not run blockchain clients and synchronize the complete blockchain state to process the blockchain transactions.

Transactions can be processed much faster on the private blockchain. The combined transactions and the state of the smart contracts on the private blockchain can be synchronized and checkpointed with the public blockchain at regular intervals in an asynchronous manner without the users having to wait for the transactions to be processed.

The API gateway may use a cache to serve data which is requested frequently (such as balances of blockchain accounts or smart contract state variables).

The compute instances that run the application servers and blockchain clients may be placed under an auto-scaling group to enable the backend system to scale-up or down automatically based on demand.

The database system maintains records of user and transactions data and serves requests from the application servers. This allows users to efficiently query for data such as history of all transactions, user profile data and other application specific data that need not be stored on the blockchain.

Referring now to FIG. 27 and additionally referring to FIG. 28, the use of multi-signature and multi-party smart contracts **1310**, **1312** on multiple private and permissioned blockchains which are synchronized and checkpointed **1324**, **1326** to a single public blockchain and associated smart contracts **1318**, **1320**, are described in more detail. Applications involving multiple parties to smart contracts **1300**, **1302**, **1304**, **1306**, **1308**, (for example, in the case of a trade process that involves Letter of Credit (LC) or Standby Letters of Credit (SBLC) contracts between the parties to the trade) can leverage private and permissioned blockchain networks **1314**, **1316** for improving scalability, speeding up transactions, and reducing transaction processing fees. Each party is represented on the blockchain through a registry smart contract. For example, in a trade process that involves the use of Letter of Credit, the parties include a buyer, seller, issuing bank, advising bank and shipping company. These parties are represented on the blockchain through registry contracts such as Buyer Registry Contract **1402**, Seller Registry Contract **1404**, Issuing Bank Registry Contract

1410, Advising Bank Registry Contract 1412, Carrier Registry Contract 1400, Sales Contract 1406, Letter of Credit Contract 1408.

The multi-signature (multisig) smart contracts 1310, 1312 on the private and permissioned blockchain networks 1314, 1316 require multiple parties to sign various transactions sent to these contracts (i.e. M-of-N signatures, such as 1-of-2, 2-of-2, 2-of-3, 3-of-5, 5-of-9). The state of the multisig contracts is synchronized and checkpointed in the equivalent or simplified contracts 1318, 1320 on the public blockchain network 1322.

The smart contracts capture different steps involved in the trade process and the interaction between the parties. For example, in the Letter of Credit application, the Buyer and Seller have a Sales contract between them. The Issuing Bank sends a Letter of Credit contract to the seller. The Seller ships the goods through the Shipping company and records the shipping information in the Shipping contract. The Seller gets a transport verification message (or documents) which are sent to the Advising bank. The Advising bank sends the transport verification message (or documents) to the Issuing Bank. The Issuing Bank releases the payment and sends the transport verification message (or documents) to the buyer. The buyer takes possession of the goods from the shipping company by presenting the transport verification message (or documents) to the shipping company. In this application the smart contracts allow easier and faster verification of information. The transactions to update the state of smart contracts and messages are cryptographically signed by the concerned parties. Suitable checks in the Letter of Credit and related smart contracts can prevent reuse of the Letter of Credit. Requiring multiple signatures for certain smart contracts (such as Letter of Credit smart contract), can prevent fraud (for example, a bank employee fraudulently issuing a Letter of Credit without verifying buyer's financial standing or collateral). Furthermore, each party involved is aware of the state of the contracts leading to greater transparency in the whole trade process.

Unlike the simplified existing implementations of Letter of Credit smart contracts on a blockchain network or multisig contracts [References: https://github.com/sunil-gunasekaran/Letter_Of_Credit/tree/master/LOC/contracts https://github.com/haribalaji79/letterofcredit_blockchain], the technique here does the following:

The smart contracts are structured as multi-party and multi-signature contracts and deployed on private and permissioned blockchain network. The state of the such contracts is synchronized and checkpointed in the equivalent or simplified contracts on the public blockchain network.

Offloading the smart contracts on a private and permissioned blockchain network improves scalability, speeds up transactions, and reduces transaction processing fees.

For different trades, different private and permissioned blockchain networks may be used. The state of the smart contracts on such multiple private and permissioned blockchain networks can be synchronized and checkpointed on a single public blockchain network.

The private and permissioned blockchain networks may have a different consensus mechanism from the public blockchain. For example, a Proof-of-Stake or Proof-of-Authority consensus may be used on private and permissioned blockchains whereas the public blockchain may use a Proof-of-Work consensus mechanism. The identity information of each party may be maintained on a separate blockchain network. An identity verification

and certification procedure is performed for securely linking blockchain accounts to real users.

Smart contracts may have multiple variants (for example multiple variants of a Letter of Credit contract) and a particular variant of a smart contract may be selected based on additional meta-data available (for example, trade process meta-data such as the countries of the buyer and seller or type of trade).

The identity (and associated blockchain accounts) of each party involved in such contracts may be separately verified through an identity verification process. A system and associated methods for securely linking blockchain accounts to real users, as described in related U.S. patent application Ser. No. 15/863,128 titled Method and System for Blockchain-Based Combined Identity, Ownership and Custody Management filed Jan. 5, 2018, the content of which is incorporated herein by reference except to the extent disclosure therein is inconsistent with disclosure herein. A user identity registration and certification procedure is performed that comprises receiving hashed user identification information that has been signed with a private key of the user from the user, defining a seal contract, generating an address of the seal contract, defined as a sealed user record address, and providing the sealed user record address. The procedure may further comprise receiving a hashed verification record from a certificate authority, generating an address of a verification contract from the hashed verification record, defined as a sealed verification record address and providing the sealed verification record address. Furthermore, the procedure may further comprise generating a certification contract from a combination of the sealed user record address, a certification token, and the sealed verification record address, providing a certification contract address, receiving a verification record by a certification authority comprising the hashed user identification information and a token, and receiving a combination of the certification contract address and the seal contract, defining a received certification contract address and a received seal contract, respectively. Additionally, the procedure may further comprise obtaining each of the sealed user record address and the sealed verification record address from the certification contract address, retrieving the seal contract from the sealed user record address, defining a retrieved seal contract, decrypting the retrieved seal contract using a public key associated with the user, defining a decrypted retrieved seal contract, and comparing the decrypted retrieved seal contract and the received seal contract. Yet further, the procedure may comprise retrieving the verification contract from the sealed verification record address, defining a retrieved verification contract, obtaining a certification token from the certification contract address, generating a hashed confirming verification record by hashing the combination of the decrypted retrieved seal contract and the certification token, and comparing the hashed confirming verification record to the retrieved verification contract. Upon a comparison of the decrypted retrieved seal contract and the received seal contract indicating they are at least a partial match and the comparison of the hashed confirming verification record to the retrieved verification contract indicating they are at least a partial match, a session certification token for a decentralized application may be generated. Finally, the procedure may comprise transmitting the session certification token to the user.

Referring now to FIG. 29, an illustration of "soft" smart contracts, is described in more detail. Soft smart contracts are contracts which have multiple variants (for example multiple variants of a Letter of Credit or Sales contract) and a particular variant of a smart contract may be selected based

on additional application or trade specific meta-data available (for example, trade process meta-data 1454 such as the countries of the buyer and seller or type of trade). FIG. 29 illustrates a Soft Smart Contract-A 1450 which has multiple variants of smart contracts (Variant-1 1470, Variant-2 1472, Variant-N 1474) and a Soft Smart Contract-B 1452 which has multiple variants of smart contracts (Variant-1 1476, Variant-2 1478, Variant-N 1480). For Application/Process-1 1462, Variant-1 1470 of Soft Smart Contract-A 1450 and Variant-2 1478 of Soft Smart Contract-B 1452 are used. For Application/Process-2 1464, Variant-N 1474 of Soft Smart Contract-A and Variant-1 1476 of Soft Smart Contract-B are used. The selection of a particular variant of a soft smart contract is done based on application or process specific meta-data 1454. The smart contracts for Application/Process-1 1462 are deployed on private and permissioned blockchain network-1 1456. The smart contracts for Application/Process-2 1464 are deployed on private and permissioned blockchain network-2 1458. The state of the smart contracts on the private and permissioned blockchain networks 1456, 1458 are synchronized and checkpointed 1466, 1468 in the equivalent or simplified smart contracts the public blockchain network 1460.

Referring now to FIG. 30, a reference implementation of a token smart contract synchronizing service that syncs token smart contracts between a private blockchain and a public blockchain, is described in more detail. The contract syncer service can be run periodically (after few hours or once every day) to sync two token smart contracts deployed on private and public blockchain networks. The syncer service takes as input a list of all accounts on the private that transacted during the day with the token contract. The syncer service syncs the smart contract states by performing the following steps:

STEP-1: For all accounts whose token balance has decreased on the private chain as compared to the last synced balance on public chain, move the difference in balance from the corresponding account on public chain to a vault account on public chain.

STEP-2: If the total token supply on the private chain has increased since the last synced balance on public chain, create new tokens (equal to the difference of total token supply on private and public chains) and send to vault account on public chain. Whereas, if the total token supply on the private chain has decreased since the last synced balance on public chain, burn tokens (equal to the difference of total token supply on private and public chains) from the vault account on public chain.

STEP-3: For all accounts whose token balance has increased on the private chain as compared to the last synced balance on public chain, move the difference in balance from the vault account on public chain to the corresponding account on the public chain.

Referring now to FIG. 31 an illustration of a distributed publish-subscribe messaging framework, is described in more detail. The distributed publish-subscribe messaging framework described here is named as "Bulletin Board". The Bulletin Board Server 1678 manages Topics 1680, 1682. Bulletin Board Clients can be Publisher/Producer Clients 1670, 1672 or Consumer/Subscriber Clients 1688, 1690. The Publisher/Producer Clients 1670, 1672 publish data or messages 1674, 1676 to Topics 1680, 1682. Consumer/Subscriber Clients 1688, 1690 consume data from the Topics 1680, 1682 sent in messages 1648, 1686. Data pushed to the Topics 1680, 1682 from the Publisher/Producer Clients 1670, 1672 may originate from data sources 1650, which may comprise smart contracts 1652, oracles

1654, logs 1656, sensors 1658, records 1660, databases 1662, streams 1664, and events 1668. Bulletin Board Server 1678 supports a plug-in Message Storage Backend 1692 to store and replay messages. The Message Storage Backend 1692 persists the messages using two options: (1) a Cloud Database or Cloud Storage 1694, (2) Decentralized Storage Platform (such as IPFS or Swarm) 1698 with regular checkpointing of message hashes to a Blockchain 1696. Messages in the Bulletin Board can be either Ephemeral or Persistent. Ephemeral messages are not stored by the Message Storage Backend. For Persistent messages Time-to-Live (TTL) can be specified. The Producers and Consumers support both Cloud and Blockchain protocols such as HTTP-REST or Web3 for Ethereum. This allows existing Smart Contracts (such as Solidity smart contracts) to publish and consume data to/from the Bulletin board, and existing Oracles to feed-in data from the web to the smart contracts through the Bulletin board. A smart contract 1652 implemented in the Solidity language, for example, is a data source 1650 which generates notifications in the form of Solidity events which are published to the Bulletin Board server by a Publisher Client. Solidity smart contracts require an external Publisher Client to publish messages to the Bulletin board. Extensions to smart contract languages such as Solidity may be implemented to support Bulletin board APIs to publish data without the need for an external publisher client. Topics are managed in-memory with regular snapshots on the disk which are later stored in the Message Storage Backend 1692. A compaction process is defined for moving the messages in the snapshots to the Message Storage Backend 1692 (Cloud and/or Blockchain).

The Bulletin Board messaging framework is designed for high throughput and low latency messaging. The Bulletin Board server 1678 can be deployed in a cloud computing environment and scaled either vertically or horizontally based on demand. In vertical scaling larger virtual machine instance size (in terms of compute capacity, memory and storage) is used for the Bulletin Board server. In horizontal scaling multiple instances of the Bulletin Board server are launched with each instance managing a subset of the topics managed by the Bulletin Board.

As Bulletin Board is a distributed messaging framework, a trade-off exists between consistency and availability. This trade-off is explained with the CAP Theorem, which states that under partitioning, a distributed data system can either be consistent or available but not both at the same time. Bulletin Board adopts an eventually consistent model. In an eventually consistent system, after an update operation is performed by a writer, it is eventually seen by all the readers. When a read operation is performed by a consumer, the response might not reflect the results of a recently completed write operation.

The Bulletin Board messaging framework supports prioritized processing of messages. The priority can be set in the message header field. Various priority classes for messages can be defined and specified in the priority header field.

It is contemplated and included within the scope of the invention that the Bulletin Board messaging framework may be utilized to implement the processing of transactions across multi-chain networks as described hereinabove. More specifically, wherein first and second plurality of transactions are recorded to first and second blocks on a first blockchain of a multi-chain network, the first and second pluralities of transactions may be published to a Topic 1980 associated with the multi-chain network on the Bulletin Board Server 1978, defining a first published transactions,

which may then be transmitted to a consumer/subscriber **1688**. Receipt of the first transmitted transaction by the consumer/subscriber **1688** may initiate the generation of a first merged block comprising the first published transactions and recording of the first merged block to a second blockchain on the multi-chain network, as described above. Similarly, third and fourth pluralities of transactions may be recorded to third and fourth blocks on the first blockchain and be published to the same Topic **1980** or another Topic **1982** on the Bulletin Board Server **1978** and transmitted to the consumer/subscriber **1988**, resulting in the generation of a second merged block on the second blockchain of the multi-chain network.

Furthermore, the first and second published transactions may be published to another Topic **1682** defining a first merged published transactions, which may then be transmitted to another consumer/described **1690**, defining a first merged transmitted transaction. Receipt of the first merged transmitted transaction by the consumer/subscriber **1690** may initiate the generation of a third merged block comprising the first merged transmitted transaction and recording the third merged block to a third blockchain on the multi-chain network. The second blockchain may have a parameter difference from the third blockchain selected from the group consisting of block generation time, transaction throughput, transaction latency, stale block rate, block propagation delay and consensus algorithm used.

Alternatively, where the third and fourth plurality of transactions are recorded to Topic **1682**, they may be transmitted to another consumer/subscriber **1690**, defining a second transmitted transaction. Receipt of the second transmitted transaction may initiate the generation of a second merged block comprising the second published transactions and recording of the second merged block to a fourth blockchain on the multi-chain network. The third blockchain may have a parameter difference from the fourth blockchain selected from the group consisting of block generation time, transaction throughput, transaction latency, stale block rate, block propagation delay and consensus algorithm used.

Referring now to FIG. **32** an illustration of the consumer/subscriber actions supported in the publish-subscribe messaging framework, is described in more detail. A Bulletin Board Server **1700** comprising managed Topics **1702**, **1704** may transmit 1706 messages from the Topics **1702**, **1704** to Consumers or Subscribers **1708** using any messaging protocol, including, for example HTTP/REST or WebSocket. For Consumers or Subscribers **1708** various actions Rules & Triggers **1710** and Actions **1712** can be defined. Rules & Triggers **1712** specify how to filter and select data and trigger actions. The supported actions include Smart Contract Transaction **1718**, Webhook Trigger **1720**, Log to External Data Store **1722**, Email Notification **1724**, SMS Notification **1726**, and Mobile Push Notification **1728**. An action is performed when a message matching a rule is received (for example temperature >60 or ETH price <\$500).

Referring now to FIG. **33** an illustration of the BlockGrid architecture, is described in more detail. BlockGrid is a multi-chain architecture comprising N-levels of blockchains with increasing block-times and increasing levels of decentralization. Level-1 **1806** chain is the “fastest” chain which has block times in the range of few milli-second to few seconds and a Proof-of-Authority (PoA) or Proof-of-Stake (PoS) consensus. The Level-N chain **1814** is a Proof-of-Work (PoW) chain with slow block times in the range of few seconds to few minutes and high level of decentralization. The blocks in the successive levels in the BlockGrid architecture are connected through block anchors. A Block

Anchor (such as **1808**, **1812**) is a link between a block on level N-1 chain and a block on level N chain where these blocks are linked by a cryptographic hash. More specifically, a Block Anchor may exist between a block **1800** on the Level-1 **1806** chain and a block **1802** on the Level N-1 **1810** chain, and another Block Anchor **1812** may exist between block **1802** and a block **1804** on the Level N **1814** chain.

The BlockGrid network can be seen as a hybrid of fully centralized and fully decentralized blockchain networks. Level-1 chain **1806** can be centralized as it needs to be fast and have fast block times, whereas Level-N chain **1814** can be fully decentralized.

Blockchain applications can choose to use a particular level chain in the BlockGrid or all levels in the BlockGrid. For example, an IoT application may use only level-1 whereas a banking application may use all levels. For high-value transactions in an N-Level BlockGrid, the applications may require multiple confirmations on the same chain as well as multiple levels of confirmations on higher level chains. For example, for a high value financial transaction on a BlockGrid network, six confirmations on Level-0 chain and confirmations of four higher level chains may be required. In such a case even if some block validators or miners collude to validate a wrong transaction at level-0 chain, it can still be invalidated by validators or miners on higher level chains.

The Bulletin board messaging system may be used to coordinate the N-levels of chains in the BlockGrid where messages and event notifications have to be exchanged between different levels of chains.

Referring now to FIG. **34** an illustration of relationships between blocks on different blockchains within the BlockGrid architecture, is described in more detail. The figure illustrates a four level BlockGrid network with four blockchains **1910**, **1942**, **1936**, **1944**. The blocks in a level N chain contain all the transactions of the corresponding blocks in a level N-1 chain or a summarized form of transactions in the corresponding blocks. For example, block B4,0 **1932** on the level-4 chain **1944** contains all the transactions in the corresponding block B3,0 **1924** on level-3 chain **1936**, which in turn contains all the transactions in the corresponding block B2,0 **1912** in the level-2 chain **1942**, which in turn contains all the transactions in the corresponding block B1,0 **1900** in the level-1 chain **1910**. Similarly block B3,1 on level-3 chain contains all the transactions in the corresponding blocks B2,1, and B2,2 **1914** in the level-2 chain **1942**. Indeed, block subgroups **1902**, **1904**, **1906**, **1908** of the level-1 chain **1910** may be recorded to and contained by respective blocks on the level-2 chain **1942**. Block subgroups **1914**, **1916**, **1918**, **1920** of the level-2 chain **1942** may be recorded to and contained by respective blocks on the level-3 chain **1936**. Finally, block subgroups **1926**, **1928** may be recorded to respective blocks **1934**, **1940** on the level-4 chain **1944**.

The block times (or block intervals) and block generation times of the different blockchains may be synchronized. For example, if level-1 chain has a block time of 100 ms and level-2 chain has a block time of 1 second then a new block of level-2 chain may be generated after every 10 blocks on level-1 chain. In such a case every block on level-2 chain would contain transactions from previous 10 blocks on the level-1 chain.

Referring now to FIG. **35** an illustration of transaction and state storage in the BlockGrid network, is described in more detail. A BlockGrid network may either use N separate blockchains with separate addresses spaces for accounts and separate world and transaction states (i.e., a separate ledger

for every blockchains), or have the same address space for account addresses and maintain a common world and transaction states (i.e., a common global ledger for all blockchains), or have partially shared states and/or addresses spaces. In the first case, where each blockchain in the BlockGrid maintains its own state, the state of blockchain is stored in captured in three Merkle Trees. The World State Merkle Tree **1950** (World State Trie) maintains a mapping between the account addresses and the account states. The Transactions Merkle Tree **1952** (Transactions Trie) stores the list of transactions. The Transaction Receipts Merkle Tree **1954** (Transaction Receipts Trie) stores receipts of each transaction containing information related to the transaction execution. The root hash of World State Trie is stored in the state_root field **1978** in the block header. The root hash of Transactions Trie is stored in the tx_list_root field **1980** in the block header. The root hash of Transaction Receipts Trie is stored in the receipts_root field **1982** in the block header. In the second case, where a BlockGrid network uses a common global ledger, the World State Trie **1950**, Transactions Trie **1952** and Transaction Receipts Trie **1954** are shared across all the blockchains in the BlockGrid network. Each block **1956** of the World State Trie **1950**, the Transaction Trie **1952**, and the Transaction Receipts Trie **1954** may comprise a block header **1658** which may further comprise a plurality of fields, including prevhash **1960**, timestamp **1962**, extra_data **1964**, number **19658**, validator **1970**, gas_limit **1972**, gas_used **1974**, and bloom **1976**. Each block header **1958** of block **1956**, or alternatively a root block, of the World State Trie **1950** may comprise a state_root **1978** field. Each block header **1958** of each block **1956**, or alternatively a root block, of the Transaction Trie **1952** may comprise a tx_list_root **1980** field. Each block header **1958** of each block **1956**, or alternatively a root block, of the Transaction Receipts Trie **154** may comprise a receipts_root **1982** field. In the third case, where a BlockGrid network uses partially shared states and/or addresses spaces, each blockchain in the BlockGrid maintains a private state and/or addresses space, and a shared state and/or addresses space. Additionally, the root hash of each of the World State Trie **1950**, the Transactions Trie **1952**, and the Transactions Receipts Trie **1954** may be stored in a block header of a block on some or all of the blocks of a blockchain of a multi-chain network.

Referring now to FIG. **36** an illustration of different transaction types which are routed through the bulletin board publish-subscribe framework, is described in more detail. The Bulletin Board can accept blockchain transactions, data or messages **2000** of the following types:

Transactions for transfer of value from one account to another **2002**;

Transactions to Smart contracts **2004**;

Transactions to send messages to one or more topics or to specific smart contracts **2006**;

Transactions to record key-value pairs on the blockchain without setting up a smart contract, for example, to record proof of existence of a document or record **2008**;

Transactions to store data such as records, blobs or files in a blockchain database or a decentralized storage network such as Swarm or IPFS **2010**; and

Messages from Oracles, Logs, Streams, Events, and Sensors **2012**.

Bulletin Board functions as a Single Point of Contact for the above type of blockchain transactions directed towards a BlockGrid network **2020**, a Blockchain network **2022**, a decentralized storage network (Swarm or IPFS) **2024** or a Blockchain database **2026**. The Bulletin Board provides a

high throughput firehose interface accepting transactions, data or messages at high throughput and deciding how each transaction is to be processed downstream. A Bulletin Board server **2016** may expose a number of Endpoints **2028** and Topics **2030** to which the transactions, data or messages are published by the publisher/producer clients such as **2014**. The consumer/subscriber clients such as **2018** subscribe to the topics managed by the Bulletin Board server and receive the transactions, data or messages which may be further sent to the appropriate network downstream to be processed further. Appendix-A provided shows the results of a simulation using the syncer service. In the simulation shown, there are five accounts which transact with the token contract. The transactions are of three types—(1) transaction to create tokens which are credited to an account, (2) transaction to burn tokens from an account, (3) transaction to transfer token from one account to another. Simulation results show transactions on the private chain and public chain, the token balances and total token supply. The state of the token contract on the private chain is synced with the state of the token contract on the public chain at midnight. Simulation results show that a 94% reduction in the number of transactions is achieved for syncing the token smart contract states on the private and public chains.

What is claimed is:

1. A method of processing and validating transactions on a multi-chain network comprising:

receiving a first plurality of transactions;

recording the first plurality of transactions to a first block on a first blockchain in a multi-chain network;

receiving a second plurality of transactions;

recording the second plurality of transactions to a second block on the first blockchain in the multi-chain network;

publishing the first and second plurality of transactions to a first managed topic associated with the multi-chain network on a first messaging server, defining a first published transactions; and

transmitting the first published transactions to a first subscriber, defining a first transmitted transaction; wherein receipt of the first transmitted transaction by the first subscriber initiates a generation of a first merged block comprising the first published transactions and recording of the first merged block to a second blockchain on the multi-chain network; and

wherein the first blockchain has a parameter difference from the second blockchain selected from the group consisting of block generation time, transaction throughput, transaction latency, stale block rate, block propagation delay and consensus algorithm used.

2. The method of claim 1 wherein:

the first blockchain is private; and

the second blockchain is public.

3. The method of claim 1 wherein the first plurality of transactions comprises at least one of transferring value from one account to another, transferring value between smart contracts, sending a message to a topic or a smart contract, recording key-value pairs on the first blockchain, or storing data in a blockchain database.

4. The method of claim 1 wherein:

the first plurality of transactions comprises a plurality of transactions between two users, each transaction between the two users comprising a transfer of tokens from one user to the other, each user having an account on each of the first blockchain and the second blockchain; and

35

the first merged block comprises a combined transaction comprising a net token value equaling the net of transfers of tokens between the two users in the plurality of transactions between the two users.

5. The method of claim 1 wherein the second blockchain is comparatively de-centralized when compared to the first blockchain.

6. The method of claim 1 wherein the second blockchain has at least one of a block time that is greater than a block time of the first blockchain or a block generation time that is greater than a block generation time of the first blockchain.

7. The method of claim 1 further comprising:

receiving a third plurality of transactions;

recording the third plurality of transactions to a third block on the first blockchain in the multi-chain network;

receiving a fourth plurality of transactions;

recording the fourth plurality of transactions to a third block on the first blockchain in the multi-chain network;

publishing the third and fourth plurality of transactions to the first managed topic associated with the multi-chain network on the first messaging server, defining a second published transactions; and

transmitting the second published transactions to the first subscriber, defining a second transmitted transaction.

8. The method of claim 7 further comprising:

publishing the first and second published transactions to a second managed topic associated with the multi-chain network on the first messaging server, defining a first merged published transactions; and

transmitting the first merged published transactions to a second subscriber, defining a first merged transmitted transaction;

wherein receipt of the first merged transmitted transaction by the second subscriber initiates the generation of a third merged block comprising the first merged transmitted transaction and recording the third merged block to a third blockchain on the multi-chain network; and wherein the second blockchain has a parameter difference from the third blockchain selected from the group consisting of block generation time, transaction throughput, transaction latency, stale block rate, block propagation delay and consensus algorithm used.

9. The method of claim 1 further comprising:

receiving a third plurality of transactions;

recording the third plurality of transactions to a first block on a third blockchain in the multi-chain network;

receiving a fourth plurality of transactions;

recording the fourth plurality of transactions to a second block on the third blockchain in the multi-chain network;

publishing the third and fourth plurality of transactions to a second managed topic associated with the multi-chain network on the first messaging server, defining a second published transactions; and

transmitting the second published transactions to a second subscriber, defining a second transmitted transaction;

wherein receipt of the second transmitted transaction by the second subscriber initiates the generation of a second merged block comprising the second published transactions and recording of the second merged block to a fourth blockchain on the multi-chain network; and wherein the third blockchain has a parameter difference from the fourth blockchain selected from the group consisting of block generation time, transaction

36

throughput, transaction latency, stale block rate, block propagation delay and consensus algorithm used.

10. A method of processing and validating transactions on a multi-chain network comprising:

receiving a first plurality of transactions;

recording the first plurality of transactions to a first block on a first blockchain in a multi-chain network;

receiving a second plurality of transactions;

recording the second plurality of transactions to a second block on the first blockchain in the multi-chain network;

publishing the first and second plurality of transactions to a first managed topic associated with the multi-chain network on a first messaging server, defining a first published transactions; and

transmitting the first published transactions to a first subscriber, defining a first transmitted transaction;

wherein the first plurality of transactions comprises at least one of transferring value from one account to another, transferring value between smart contracts, sending a message to a topic or a smart contract, recording key-value pairs on the first blockchain, or storing data in a blockchain database;

wherein receipt of the first transmitted transaction by the first subscriber initiates a generation of a first merged block comprising the first published transactions and recording of the first merged block to a second blockchain on the multi-chain network;

wherein the first blockchain has a parameter difference from the second blockchain selected from the group consisting of block generation time, transaction throughput, transaction latency, stale block rate, block propagation delay and consensus algorithm used; and wherein the second blockchain is comparatively de-centralized when compared to the first blockchain.

11. The method of claim 10 further comprising:

receiving a third plurality of transactions;

recording the third plurality of transactions to a third block on the first blockchain in the multi-chain network;

receiving a fourth plurality of transactions;

recording the fourth plurality of transactions to a third block on the first blockchain in the multi-chain network;

publishing the third and fourth plurality of transactions to the first managed topic associated with the multi-chain network on the first messaging server, defining a second published transactions; and

transmitting the second published transactions to the first subscriber, defining a second transmitted transaction.

12. The method of claim 11 further comprising:

publishing the first and second published transactions to a second managed topic associated with the multi-chain network on the first messaging server, defining a first merged published transactions; and

transmitting the first merged published transactions to a second subscriber, defining a first merged transmitted transaction;

wherein receipt of the first merged transmitted transaction by the second subscriber initiates the generation of a third merged block comprising the first merged transmitted transaction and recording the third merged block to a third blockchain on the multi-chain network; and wherein the second blockchain has a parameter difference from the third blockchain selected from the group consisting of block generation time, transaction

37

throughput, transaction latency, stale block rate, block propagation delay and consensus algorithm used.

13. The method of claim **10** further comprising:

receiving a third plurality of transactions;
recording the third plurality of transactions to a first block
on a third blockchain in the multi-chain network;

receiving a fourth plurality of transactions;

recording the fourth plurality of transactions to a second
block on the third blockchain in the multi-chain net-
work;

publishing the third and fourth plurality of transactions to
a second managed topic associated with the multi-chain
network on the first messaging server, defining a sec-
ond published transactions; and

transmitting the second published transactions to a second
subscriber, defining a second transmitted transaction;

wherein receipt of the second transmitted transaction by
the second subscriber initiates the generation of a
second merged block comprising the second published
transactions and recording of the second merged block
to a fourth blockchain on the multi-chain network; and
wherein the third blockchain has a parameter difference
from the fourth blockchain selected from the group
consisting of block generation time, transaction
throughput, transaction latency, stale block rate, block
propagation delay and consensus algorithm used.

14. A system for processing and validating transactions on
a multi-chain network comprising:

a processor;

a data store operably coupled to the processor; and

a network communication device positioned in commu-
nication with each of the processor, the data store, and
a network;

wherein the network communication device is operable to
receive a first plurality of transactions;

wherein the processor is operable to record the first
plurality of transactions to a first block on a first
blockchain in a multi-chain network;

wherein the network communication device is operable
receive a second plurality of transactions;

wherein the processor is operable to record the second
plurality of transactions to a second block on the first
blockchain in the multi-chain network;

wherein the network communication device is operable to
transmit the first and second plurality of transactions to

38

a first managed topic associated with the multi-chain
network on a first messaging server, defining a first
published transactions; and

wherein the first messaging server is operable to transmit
the first published transactions to a first subscriber,
defining a first transmitted transaction;

wherein receipt of the first transmitted transaction by the
first subscriber initiates a generation of a first merged
block comprising the first published transactions and
recording of the first merged block to a second block-
chain on the multi-chain network; and

wherein the first blockchain has a parameter difference
from the second blockchain selected from the group
consisting of block generation time, transaction
throughput, transaction latency, stale block rate, block
propagation delay and consensus algorithm used.

15. The system of claim **14** wherein the first plurality of
transactions comprises at least one of transferring value
from one account to another, transferring value between
smart contracts, sending a message to a topic or a smart
contract, recording key-value pairs on the first blockchain,
or storing data in a blockchain database.

16. The system of claim **14** wherein the second block-
chain is comparatively de-centralized when compared to the
first blockchain.

17. The system of claim **14** wherein:

the network communication device is operable to receive
a third plurality of transactions;

the processor is operable to record the third plurality of
transactions to a third block on the first blockchain in
the multi-chain network;

the network communication device is operable to receive
a fourth plurality of transactions;

the processor is operable to record the fourth plurality of
transactions to a third block on the first blockchain in
the multi-chain network;

the network communication device is operable to transmit
the third and fourth plurality of transactions to the first
managed topic associated with the multi-chain network
on the first messaging server, defining a second pub-
lished transactions; and

the first messaging server is operable to transmit the
second published transactions to the first subscriber,
defining a second transmitted transaction.

* * * * *